

DIAMETAL®

TURNING TOOLS

DE·EN

Inhaltsverzeichnis

Table of Contents

TURNING TOOLS	5
TURNDEC Komplettes Drehsystem für Abstechen, Einstechen, Drehen und Gewindedrehen <i>Complete turning system for parting off, grooving, turning and threading</i>	17
TURNDEC FINECUT Komplettes Mikrodrehsystem für Abstechen, Drehen, Gewindedrehen und Einstiche <i>Complete micromachining system for parting off, turning, threading and groove</i>	81
TOPDEC Präzisionssystem für Feinstdrehen Aussen- und Innen <i>Precision system for external and internal fine turning</i>	107
ISO ISO-Standard für Aussen- und Innendrehen <i>Standardized ISO-program for exterior and interior turning</i>	163
DUALDEC Programm Duplizierung der Wendeschneidplatten-Anzahl pro Werkzeughalter <i>Program to duplicate the number of inserts on the same tool holder</i>	213
DIASEC Klingenprogramm für individuelle Nutzung Einstechen und Drehen <i>Customized program for grooving and turning blades</i>	217
BURINS BRASES Programm traditionelles Drehen <i>Traditional turning programm</i>	239
BURINS INTERIEURS Präzisionssystem für Innenaus-, Kopier- und Gewindedrehen <i>Precision system for internal turning, copying and threading operations.</i>	255
DIA DIAMOND Hochpräzise Diamantwerkzeuge für perfekte Oberflächen <i>High precision Diamond tool for perfect surface quality</i>	285
CONTACT	290

DIAMETAL

Group 

1936

Von Anfang an hat sich die Firma auf die Entwicklung und Herstellung von Hartmetallwerkzeugen und Verschleißteilen, Uhrenkomponenten sowie Diamant- und CBN-Schleifwerkzeugen spezialisiert.

Heute ist DIAMETAL aufgrund seines einzigartigen Fachwissens im Bereich der Schleiftechnik für harte Materialien ein führender Anbieter von superabrasiven und mikrobearbeitenden Werkzeugen.

From the very beginning, the company has specialized in the development and manufacture of carbide tools and wear parts, watch components and diamond and CBN abrasive tools.

Today, due to its unique expertise in hard material grinding technology, DIAMETAL is a leading supplier of superabrasive and micromachining tools.

3

Tätigkeitsbereiche

sectors of activity

Abrasifs
Swiss Cutting Tool
Wear Parts

180

Beschäftigte, die sich voll und ganz für die ständige Weiterentwicklung der Qualität und des technologischen Fortschritts der Produkte, Dienstleistungen und der Produktion des Unternehmens einsetzen.

Employees fully committed to the constant evolution of the quality and of the company's products, services and production.



DIAMETAL

YOUR BEST SOLUTION

IDEAL AND INNOVATIVE

Diametal has ,your‘ best solution, due to its unique expertise in hard materials and coatings, its strong focus on research and development and its commitment to quality and precision.

TURNING

YOUR NEEDS IN ONE CATALOGUE

Get a comprehensive, high quality turning solution with our complete product range.

STATEMENT ON TOOLING

ADVANTAGES THAT MAKE THE DIFFERENCE

- ▶ A tool holder and insert sharpening process that ensures unparalleled process continuity and stability when changing inserts, allowing repeatability of the cutting height of **±0.005 MM**.
- ▶ Our **UNIQUE SINGLE SCREW** clamping system allows quick and easy replacement of worn or damaged inserts.
- ▶ Due to the **THREE CONTACT POINTS**, we guarantee optimal positioning accuracy of the inserts for **MAXIMUM EFFICIENCY**.
- ▶ Our process and grinding know-how enables us to offer standard tip radius up to **0.005 MM**.

OUR EXPERTISE, YOUR SOLUTION

YOUR BEST SOLUTION

IDEAL UND INNOVATIV

Diametal bietet „Ihre“ beste Lösung dank seines einzigartigen Fachwissens in den Bereichen Hartstoffe und Beschichtungen, seiner starken Ausrichtung auf Forschung und Entwicklung sowie seines Engagements für Qualität und Präzision.

TURNING

IHRE BEDÜRFNISSE IN EINEM EINZIGEN KATALOG

Erhalten Sie eine umfassende und qualitativ hochwertige Drehlösung mit unserem kompletten Produktangebot.

STATEMENT ON TOOLING

DIE VORTEILE, DIE DEN UNTERSCHIED MACHEN

- ▶ Ein Schleifprozess für Werkzeughalter und Wendeschneidplatten, der eine unübertroffene Prozesskontinuität und -stabilität beim Wechsel der Wendeschneidplatten und eine Wiederholbarkeit der Schnitthöhe von **±0.005 MM** gewährleistet.
- ▶ Unser **EINZIGARTIGES** Klemmsystem mit **EINER EINZIGEN SCHRAUBE** ermöglicht einen schnellen und einfachen Austausch von abgenutzten oder beschädigten Wendeschneidplatten.
- ▶ Dank der **DREI KONTAKTPUNKTE** garantieren wir eine optimale Positionierungsgenauigkeit der Wendeschneidplatten für eine **MAXIMALE EFFIZIENZ**.
- ▶ Unser Prozess- und Schleif-Know-how, ermöglicht es uns, Standard-Spitzenradien bis zu **0.005 MM** anzubieten.

OUR EXPERTISE, YOUR SOLUTION

APPLICATION CENTER

THE GUARANTEE OF AN OPTIMAL EXPERTISE

With the brand new application center, Diametal offers its customers complete machining processes and develops new, increasingly optimised applications, taking market requirements into account.

- ▶ Free up your internal resources by letting us take care of the whole development process, from design to testing and prototyping. Find ,your' best solution, which allows you to optimise your production process while ensuring a sustainable and profitable solution in the long term.
- ▶ You get privileged access to the application and development group, which uses machining simulations to define the necessary tools and to produce prototypes for your testing.
- ▶ To suit your specific needs, we combine several tools into one to maximise your production efficiency.



- ▶ Reduction of the cycle times
- ▶ Improvement of the surface finish of your parts
- ▶ Manufacture of all cutting tools required for the production of the final piece.
- ▶ Technology transfer to the customer

APPLICATION CENTER

DIE GARANTIE EINES OPTIMALEN FACHWISSENS

Mit seinem brandneuen Application Center bietet Diametal seinen Kunden komplette Bearbeitungsprozesse an und entwickelt, unter Berücksichtigung der Marktanforderungen, neue, zunehmend optimierte Anwendungen.

- ▶ Setzen Sie Ihre internen Ressourcen frei und überlassen Sie uns den gesamten Entwicklungsprozess, vom Entwurf bis zum Testen und Prototypenerstellung. Finden Sie „Ihre“ beste Lösung, die es Ihnen ermöglicht, Ihren Produktionsprozess zu optimieren und gleichzeitig eine nachhaltige und rentable Lösung langfristig zu gewährleisten.
- ▶ Sie profitieren von einem privilegierten Zugang zur Anwendungs- und Entwicklungsgruppe, die mit Hilfe von Bearbeitungssimulationen, die erforderlichen Werkzeuge festlegt und Prototypen für Ihre Tests herstellt.
- ▶ Um Ihre spezifischen Anforderungen zu erfüllen, kombinieren wir mehrere Werkzeuge in einem, um Ihre Produktionseffizienz zu maximieren.



- ▶ Reduzierung der Zykluszeiten
- ▶ Verbesserung der Oberflächenbeschaffenheit Ihrer Teile
- ▶ Herstellung aller Schneidwerkzeuge, die für die Herstellung des Endstücks benötigt werden
- ▶ Übertragung der Technologie auf den Kunden

TURNING TOOLS

Piktogramme
Pictograms

Märkte / Markets



Mikromechanik
Micromechanics



Dentaltechnik
Dental industry



Luft & Raumfahrtindustrie
Aerospace industry



Uhrenindustrie
Watch industry



Verbindungstechnik
Connectors



Maschinenindustrie
Machine industry



Medizinaltechnik
Medical industry



Automobilindustrie
Automotive industry



Allgemeine Mechanik
Mechanics

Funktionalitäten / Functionalities



Werkzeughalter
Tool holder



Linksseitige Bearbeitung
Left-hand machining



Hauptrichtungen
Main directions



Geschliffener Werkzeughalter
Ground toolholder



Rechtsseitige Bearbeitung
Right-hand machining



Sekundärrichtungen
Secondary directions



Anti-Vibration Werkzeughalter
Anti-vibration toolholder



Spanbrecher
Chipbreaker



Spanwinkel
Rake angle



Gesinterter Spanbrecher
Rough chipbreaker



Standard-Werkzeughalter
Standard toolholder



Gesinterter Freiwinkel
Rough clearance angle



Geschliffener Spanbrecher
Ground chipbreaker



Werkzeughalter mit Innenkühlung
Toolholder with integrated coolant



Geschliffener Freiwinkel
Ground clearance angle



Poliertes Spanbrecher
Polished chipbreaker



Werkzeughalter mit Schnellwechselsystem
und Innenkühlung
Toolholder with quick change and
integrated coolant



Geschliffener Freiwinkel nach der
Beschichtung
Ground clearance angle after
coating



Scharfe Schneidkante
Sharp cutting edge



Ausrichtsfläche
Alignment plate



Poliertes Freiwinkel
Polished surface




Abgerundete Schnittkante
Rounded cutting edge



Ersatzteile und Zubehör
Spare parts and accessories

FEATURES

Stärken
Strengths

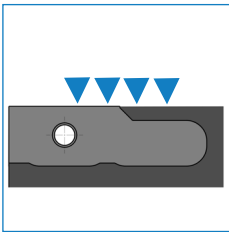


Ein komplettes Programm für das Drehen

DIAMETAL bietet eine komplette Lösung für Anwendungen beim Außen- und Innendrehen. Zu den anerkannten Produkten wie TURNDEC, TOPDEC und DIADEC, deren Produktfamilien stark erweitert wurden, kommt insbesondere ein ganz neues ISO-Programm hinzu. Zusätzlich wird das Programm durch eine Reihe von Innenausdrehwerkzeugen und HM gelöteten Drehstählen ergänzt.

A complete program for turning operations

DIAMETAL offers a complete solution for external and internal turning operations. In addition to the well-known products such as TURNDEC, TOPDEC and DIADEC, whose product families have been significantly expanded, a completely new ISO program has been added. Finally, the program is completed by a range of internal turning tools and brazed turning tools.




Geschliffene Werkzeughalter

Da alle Drehhalter geschliffen sind, ermöglicht die Kombination mit den geschliffenen Wendeschneidplatten immer Präzise Wiederholungsgenauigkeit und Prozesssicherheit.

Ground toolholders

Since all Diametal toolholders are ground, their combination with ground inserts guarantees process repeatability and reliability.




Werkzeughalter mit HP-Innenkühlung

Das umfassende Drehprogramm bietet sowohl Monoblock-Werkzeughalter mit Innenkühlung als auch Schnellwechselsystem mit Innenkühlung an. Letztere ermöglichen eine sehr große Zeitersparnis, da die Vorpräparation und Einstellung der Wechselköpfe außerhalb der Maschine erfolgt.

Toolholders with HP integrated coolant

The complete turning program offers both monobloc toolholders with integrated coolant and quick-change toolholders with integrated coolant. These last allow a very high time saving, as the preparation and adjustment of the interchangeable heads is carried out outside the machine.



Hochwertiges Hartmetall und High-Tech Beschichtungen

Die Kombination aus hochwertigem Hartmetall und speziell entwickelter High-Tech Beschichtung ermöglicht die optimale Lösung in Bezug auf Qualität und Lebensdauer für jede Anwendung.

High-quality carbide and high-tech coatings

The combination of a high-quality carbide and a specially developed high-tech coating provides the best solution in terms of quality and service life for every application.



Easy







Was auch immer das Drehprogramm ist, mit dem Easy-Formular können Sie gemeinsam die beste maßgeschneiderte Lösung für Ihre spezielle Anwendung festlegen.

Easy

Whatever the turning program looks like, the Easy-Form allows you to define together the best customised solution for your special application.




TURNING TOOLS

Beschichtungen
Coatings

	Alte Bezeichnung <i>Old designation</i>	Beschreibung <i>Description</i>
	D10 D20 D30	Universelle Beschichtung gegen abrasive Abnutzung und Aufbauschneiden. Universal coating against abrasive wear and material agglomeration on cutting edges.
	D60	Speziell entwickelte Beschichtung gegen Kaltverschweißungen und Aufbauschneiden. Es bietet einen hervorragenden Schutz vor abrasivem Verschleiss und wird besonders für die Bearbeitung von rostfreien Stählen, Stählen mit hoher Festigkeit sowie für Anwendungen mit hohen Temperaturen empfohlen. <i>Coating specially developed to prevent cold welding and agglomeration of material on cutting edges. It offers an excellent protection against abrasive wear and is particularly recommended for the machining of stainless steels, high strength steels as well as for applications with high temperatures.</i>
		Empfohlene Beschichtung für die Bearbeitung von gehärteten Stählen . Es eignet sich auch sehr gut für die Trockenbearbeitung von Werkstoffen mit einer Härte von 48 bis 63 HRC. <i>Coating particularly recommended for the machining of hardened steels. It is also very suitable for dry machining of materials with a hardness of 48 to 63 HRC.</i>
	D90	Beschichtung mit hervorragenden Gleit- und Eigenschmierenden-Eigenschaften. Es wurde speziell gegen Kaltverschweißungen und Aufbauschneiden entwickelt. Es wird für die Bearbeitung von Nichteisenmetallen wie Aluminium-, Kupferlegierungen, Edelmetalle und verstärkten Kunststoffen empfohlen. <i>Coating with excellent tribological and self-lubrication properties. It is specially developed to prevent cold welding and agglomeration of material on cutting edges. It is recommended for machining of non-ferrous metals such as aluminum alloys, copper alloys, precious metals and reinforced plastics.</i>
		Diamantbeschichtung zur Bearbeitung von hochabrasiven Werkstoffen wie Verbundstoffe und Keramik. <i>Diamond coating for the machining of highly abrasive materials such as composites and ceramics.</i>
		Spezifische Beschichtung, je nach Anwendung ausgewählt und optimiert . Dank unserem internen Applikationszentrum sind wir in der Lage, die optimale Beschichtung mit unseren Partnern zu entwickeln und zu testen. <i>Specific coating, selected and optimised according to the application. Thanks to our in-house application center, we are able to develop and test the optimal coating with our partners.</i>

TURNING TOOLS

Werkstoffe
Material

	Beschreibung Description
	<p>Der Monokristalliner Diamant (MKD) wird für Feinste Bearbeitungen verwendet, somit ermöglicht er Perfekte Oberflächen am Werkstück. Er besitzt eine maximale Verschleissfestigkeit gibt dem Werkzeug eine hohe Standzeit. Er ist besonders für die Bearbeitung von Aluminiumlegierungen, Silicium, Kunststoffen, Nickel, Edelmetalle geeignet.</p> <p><i>Monocrystalline diamond (MCD) is used for the finest machining and offers a near-perfect surface finish. It is highly resistant to wear and ensures long tool life. It is particularly recommended for machining difficult materials such as aluminum alloys, silicon, plastics, nickel, precious metals and many others.</i></p>
	<p>Der Polykristalliner Diamant (PKD) ist ein Material, dass auf einem Hartmetallkörper montiert ist. Die Eigenschaften der Festigkeit des PKD ist unabhängig von seiner Ausrichtung auf dem Körper. Im Vergleich mit MKD, hat der PKD eine höhere Zähigkeit, aber eine geringere Verschleissfestigkeit. Die Schnittgeschwindigkeit des PKD wird um die Hälfte reduziert, aber der Vorschub wird um das 10fache multipliziert.</p> <p><i>Polycrystalline diamond (PCD) is a material bonded to a hard metal support. The strength properties of PCD do not vary according to its orientation. Compared with MCD, PCD has higher tenacity but lower wear resistance. Cutting speed with PCD is reduced by half, but feed rates can be increased up to 10-fold.</i></p>
	<p>Empfohlen für Feinbearbeitungen, bei denen eine sehr hohe Oberflächengüte erforderlich ist. Das Einsatzgebiet ist für Kohlenstoffstählen und niedrig legierten Stählen.</p> <p><i>Recommended for finishing operations requiring very high surface quality in carbon and low-alloy steels.</i></p>

TURNING TOOLS

Schnittparameter

Cutting parameters

ISO	Werkstoffe Materials	Beschichtungen Coatings									Unbeschichtet Uncoated	
		DWS	DWX	DWH	DWT	DWD	D10	D20	D30	D60		D90
P	P1 Automatenstahl Free-cutting steel	▶▶	▶▶▶				▶▶		▶	▶▶▶		▶
	P2 Automatenstahl bleifrei Lead-free free-cutting steel	▶▶	▶▶▶				▶▶		▶	▶▶▶		▶
	P3 Unlegierter Stahl (Rm < 800 N/mm ²) Unalloyed steel (Rm < 800 N/mm ²)	▶▶	▶▶▶				▶▶		▶	▶▶▶		
	P4 Niedriglegierter Stahl (Rm < 900 N/mm ²) Low alloy steel (Rm < 900 N/mm ²)	▶▶▶	▶▶				▶		▶	▶▶		
	P5 Hochlegierter Stahl (Rm < 1200 N/mm ²) High alloy steel (Rm < 1200 N/mm ²)	▶▶▶	▶▶				▶		▶	▶▶		
M	M1 Ferritischer rostfreier Stahl Ferritic stainless steel	▶▶	▶▶▶	▶▶▶			▶	▶		▶▶▶		
	M2 Martensitischer rostfreier Stahl Martensitic stainless steel	▶▶▶	▶▶▶	▶▶▶			▶	▶		▶▶		
	M3 Austenitischer rostfreier Stahl Austenitic stainless steel	▶▶	▶▶▶	▶▶▶			▶	▶		▶▶		
K	K1 Gusseisen Cast iron	▶▶	▶▶						▶	▶▶		▶▶
N	N1 Aluminiumguss Cast aluminum	▶▶	▶		▶▶▶		▶▶	▶	▶	▶	▶▶▶	▶▶
	N2 Aluminium Legierungen Aluminum alloys	▶▶	▶▶		▶▶▶		▶▶	▶	▶	▶▶	▶▶▶	▶▶
	N3 Messing, Bronze Brass, Bronze	▶▶	▶▶		▶▶▶		▶▶	▶▶	▶	▶▶	▶▶▶	▶▶
	N4 Messing bleifrei Lead-free brass	▶▶	▶▶		▶▶▶				▶	▶▶	▶▶▶	▶
	N5 Kupfer Copper	▶▶	▶▶		▶▶▶		▶▶	▶▶	▶	▶▶	▶▶▶	▶
	N6 Edelmetalle Precious metals	▶▶	▶▶		▶▶▶		▶		▶	▶▶	▶▶▶	▶▶
	N7 Platin, Palladium Platinum, Palladium	▶▶			▶▶▶				▶		▶▶▶	
	N8 Kunststoffe Plastics	▶▶			▶▶▶						▶▶▶	▶▶
S	S1 Titan rein Pure Titanium	▶▶▶	▶		▶▶			▶▶	▶▶	▶	▶▶	
	S2 Titan Legierungen Titanium alloys	▶▶▶	▶		▶			▶▶	▶▶	▶	▶	
	S3 Super Legierungen (Cr, Co, Ni) Superalloys (Cr, Co, Ni)	▶▶	▶▶	▶▶▶						▶▶		
H	H1 Gehärteter Stahl (< 55 HRC) Hardened steel (< 55 HRC)	▶▶	▶	▶▶▶						▶		
	H2 Gehärteter Stahl (> 55 HRC) Hardened steel (> 55 HRC)	▶▶	▶	▶▶▶						▶		

Werkstoffe Materials			Abstechen Parting off		Drehen Turning		Innenbearbeitung Internal turning				
			f [mm/U]	V _c [m/min]	f [mm/U]	V _c [m/min]	f [mm/U]				V _c [m/min]
Cermet	PCD	MCD					Ø ≤ 2	2.0 < Ø ≤ 4.0	4.0 < Ø ≤ 8.0	8.0 < Ø ≤ 12.0	
▶▶			0.01-0.15	90-180	0.01-0.15	100-200	0.01-0.03	0.01-0.08	0.01-0.10	0.01-0.15	60-100
▶▶			0.01-0.15	90-180	0.01-0.15	100-200	0.01-0.03	0.01-0.08	0.01-0.10	0.01-0.15	60-100
▶▶			0.01-0.12	70-120	0.01-0.12	80-140	0.01-0.03	0.01-0.08	0.01-0.10	0.01-0.15	40-80
▶▶			0.01-0.10	70-110	0.01-0.10	80-120	0.01-0.03	0.01-0.05	0.01-0.06	0.01-0.12	50-80
▶			0.01-0.08	60-90	0.01-0.08	70-100	0.01-0.02	0.01-0.04	0.01-0.06	0.01-0.10	40-60
▶▶			0.01-0.08	40-100	0.01-0.08	50-120	0.01-0.03	0.01-0.05	0.01-0.08	0.01-0.11	40-90
▶▶			0.01-0.08	40-100	0.01-0.08	50-120	0.01-0.03	0.01-0.05	0.01-0.08	0.01-0.11	40-90
▶▶			0.01-0.08	40-100	0.01-0.08	50-120	0.01-0.03	0.01-0.05	0.01-0.08	0.01-0.11	40-90
			0.01-0.08	70-140	0.01-0.08	80-150	0.01-0.03	0.01-0.11	0.01-0.11	0.01-0.14	60-120
	▶▶▶	▶▶▶	0.01-0.20	350-1350	0.01-0.20	400-1500	0.01-0.03	0.01-0.06	0.01-0.10	0.01-0.16	60-150
	▶▶▶	▶▶▶	0.01-0.20	180-700	0.01-0.20	200-800	0.01-0.03	0.01-0.06	0.01-0.10	0.01-0.16	80-200
	▶▶▶	▶▶▶	0.01-0.20	90-360	0.01-0.20	100-400	0.01-0.03	0.01-0.05	0.01-0.08	0.01-0.12	60-150
	▶▶▶	▶▶▶	0.01-0.20	90-360	0.01-0.20	100-400	0.01-0.03	0.01-0.05	0.01-0.08	0.01-0.12	60-150
	▶▶▶	▶▶▶	0.01-0.20	130-450	0.01-0.20	150-500	0.01-0.03	0.01-0.05	0.01-0.08	0.01-0.12	60-150
	▶▶▶	▶▶▶	0.01-0.20	130-450	0.01-0.20	150-500	0.01-0.03	0.01-0.05	0.01-0.08	0.01-0.12	60-150
	▶▶▶	▶▶▶	0.01-0.20	90-180	0.01-0.20	100-200	0.01-0.03	0.01-0.05	0.01-0.08	0.01-0.12	60-150
	▶▶▶	▶▶▶	0.01-0.20	100-220	0.01-0.20	120-250	0.01-0.03	0.01-0.05	0.01-0.08	0.01-0.12	80-200
	▶▶	▶▶	0.01-0.08	40-70	0.01-0.08	50-80	0.01-0.03	0.01-0.05	0.01-0.10	0.01-0.15	30-70
	▶	▶	0.01-0.08	25-60	0.01-0.08	30-70	0.01-0.03	0.01-0.05	0.01-0.10	0.01-0.15	30-60
			0.01-0.08	15-40	0.01-0.08	20-50	0.01-0.03	0.01-0.05	0.01-0.10	0.01-0.15	20-50
			0.01-0.08	15-35	0.01-0.08	20-40	0.01-0.03	0.01-0.04	0.01-0.04	0.01-0.06	20-40
			0.01-0.08	15-35	0.01-0.08	20-40	0.01-0.03	0.01-0.05	0.01-0.04	0.01-0.06	20-40


Richtwerte / Indicative values
▶▶▶ Optimal / Optimal ▶▶ Gut / Good ▶ Funktionell / Functional



DIAMETAL

TURNDEC












Komplettes Drehsystem für Abstechen, Einstechen,
Drehen und Gewindedrehen
*Complete turning system for parting off, grooving,
turning and threading*



Swiss Cutting Tool

TURNDEC

Inhaltsverzeichnis
Table of contents

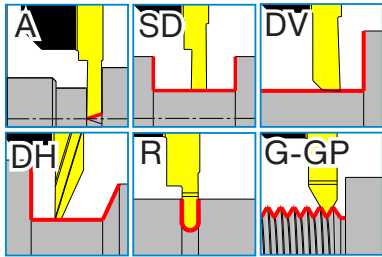
	Kodierung <i>Codification</i>		20
	Anwendungen <i>Applications</i>		22
	Stärken <i>Strengths</i>		26
	Werkzeughalter <i>Tool holder</i>		27
	Ebauche <i>Blank</i>	E	30
	Abstechen <i>Parting off</i>	A	31
	Abstechen Gegenspindel <i>Parting off against spindle</i>	A C	38
	Einstecken und Drehen <i>Grooving and turning</i>	SD	45
	Vorwärts Drehen <i>Front turning</i>	DV	60
	Rückwärts Drehen <i>Back turning</i>	DH	66
	Radius Einstich <i>Radius groove</i>	R	74
	Gewindedrehen <i>Threading</i>	G / GP	75
	Ersatzteile und Zubehör <i>Spare parts and accessories</i>		78
	Formular TURNDEC Easy <i>Form TURNDEC Easy</i>		79

TURNDEC

Kodierung von Wendeschneidplatte
Codification of inserts

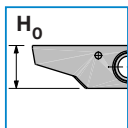
01	02	03	-	04	05	06	07	Art. n°
DH	8	F	-	R	RP	0.70x0.12x8.00 r0.03	DWS	442843

01 Anwendung Application



05 Schneidengeometrie Cutting geometry

02 Grösse Size



	6	8/8P	10
H ₀	5.60	8.00	10.00

06 Dimensionen Dimension

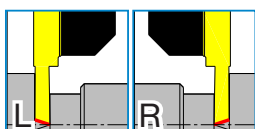
03 Option Option

C Gegenspindel / Counter spindle
F Wiper / Wiper

07 Beschichtung Coating

12

04 Richtung Direction



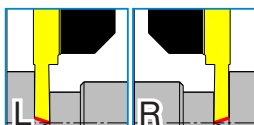
TURNDEC

Kodierung von Werkzeughaltern
Codification *tool holder*

01	02	03	-	04	Art. N°
L	8	12x12x120	-	C	448008

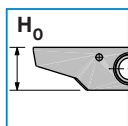
01 Richtung

Direction



02 Grösse

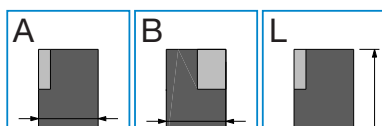
Size



	6	8	10
H ₀	5.60	8.00	10.00

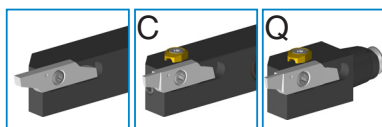
03 Dimensionen

Dimension



04 Ausführung

Execution



TURNDEC

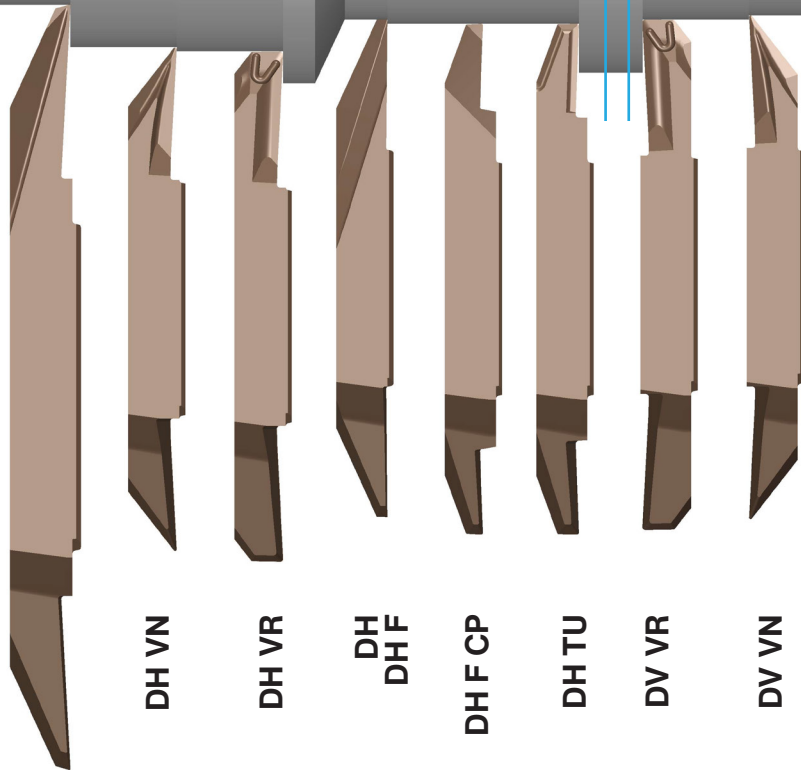
Anwendungen
Applications

A-L BC12
A-L BC25
Abstechen
Parting off
📖 34

A-R
A-R RS
Abstechen
Parting off
📖 31

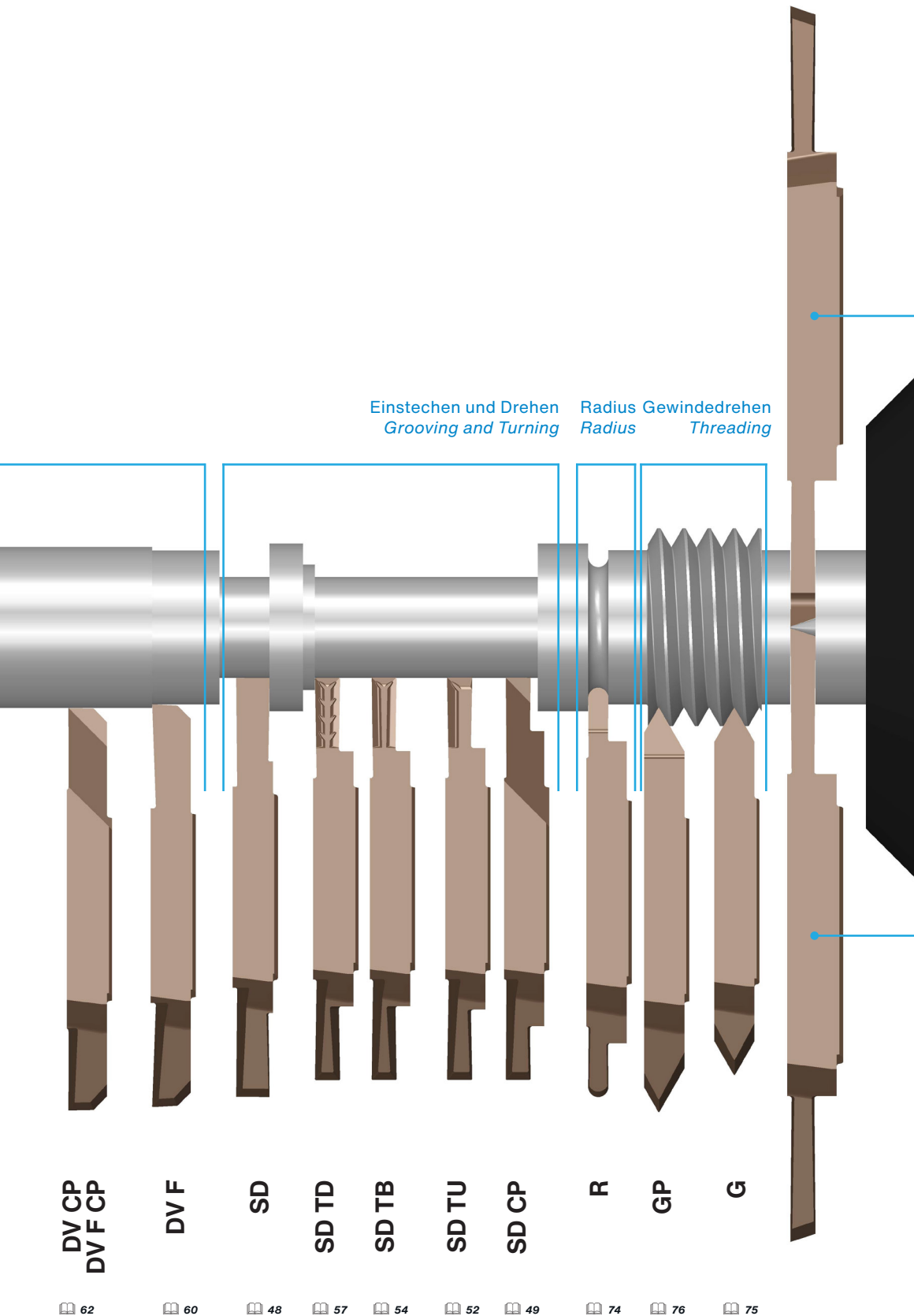
Rückwärts Drehen
Back turning

Vorwärts Drehen
Front Turning



DH RP
DH FRP

📖 72



Einstecken und Drehen
Grooving and Turning

Radius
Radius

Gewindedrehen
Threading

A C-L BC12
A C-L BC25

Abstechen
Gegenspindel
Parting off
counter spindle
 41

A C-R
A C-R RS

Abstechen
Gegenspindel
Parting off
counter spindle
 38

DV CP
DV F CP

62

DV F

60

SD

48

SD TD

57

SD TB

54

SD TU

52

SD CP

49

R

74

GP

76

G

75

TURNDEC

Anwendungen
Applications

Anwendung Application	Abstechen / Abstechen Gegenspindel Parting off / Parting off counter spindle				Einstechen und Drehen Grooving and Turning					
Funktion Function										
Bezeichnung Designation	A AC	A RS AC RS	A BC12 AC BC12	A BC25 AC BC25	SD	SD CP	SD TU	SD TB	SD TD	
Schuppen Roughing	▶▶▶	▶▶▶	▶▶▶	▶▶▶	▶	▶▶	▶▶▶	▶▶▶	▶▶▶	▶▶▶
Schlichten Finishing	▶▶▶	▶▶▶	▶▶▶	▶▶▶	▶▶▶	▶▶▶	▶▶	▶▶	▶▶	▶▶
A	31	33	34	36	45	49	52	54	57	
AC	38	40	41	43						

ISO	Werkstoffe Materials										
P	P1	Automatenstahl Free-cutting steel	▶▶▶	▶▶▶	▶▶	▶	▶▶▶	▶▶▶	▶▶▶	▶▶▶	▶▶▶
	P2	Automatenstahl bleifrei Lead-free free-cutting steel	▶▶▶	▶▶▶	▶▶		▶▶▶	▶▶▶	▶▶▶	▶▶▶	▶▶▶
	P3	Unlegierter Stahl (Rm < 800 N/mm²) Unalloyed steel (Rm < 800 N/mm²)	▶▶▶	▶▶▶	▶▶		▶▶▶	▶▶	▶▶▶	▶▶▶	▶▶▶
	P4	Niedriglegierter Stahl (Rm < 900 N/mm²) Low alloy steel (Rm < 900 N/mm²)	▶▶	▶▶	▶		▶▶	▶	▶▶	▶▶	▶▶▶
	P5	Hochlegierter Stahl (Rm < 1200 N/mm²) High alloy steel (Rm < 1200 N/mm²)	▶▶	▶▶	▶		▶▶	▶	▶▶	▶▶	▶▶▶
M	M1	Ferritischer rostfreier Stahl Ferritic stainless steel	▶▶	▶▶	▶▶		▶▶	▶▶▶	▶▶▶	▶▶▶	▶▶▶
	M2	Martensitischer rostfreier Stahl Martensitic stainless steel	▶	▶	▶▶		▶	▶▶	▶▶▶	▶▶▶	▶▶▶
	M3	Austenitischer rostfreier Stahl Austenitic stainless steel	▶▶	▶▶	▶▶▶	▶	▶▶	▶▶▶	▶▶▶	▶▶▶	▶▶▶
K	K1	Gusseisen Cast iron	▶▶▶	▶▶▶	▶▶		▶▶▶	▶▶	▶▶	▶▶	▶▶
N	N1	Aluminiumguss Cast aluminum	▶	▶	▶▶	▶▶▶	▶	▶▶▶	▶▶	▶▶	▶
	N2	Aluminium Legierungen Aluminum alloys	▶	▶	▶▶	▶▶▶	▶	▶▶▶	▶▶	▶▶	▶
	N3	Messing, Bronze Brass, Bronze	▶▶▶	▶▶▶	▶▶		▶▶▶	▶▶	▶▶	▶▶	▶▶
	N4	Messing bleifrei Lead-free brass	▶▶▶	▶▶▶	▶▶		▶▶▶	▶▶	▶▶	▶▶	▶▶
	N5	Kupfer Copper	▶	▶	▶▶▶	▶▶	▶	▶▶▶	▶▶	▶▶	
	N6	Edelmetalle Precious metals	▶	▶	▶▶▶	▶▶	▶	▶▶▶	▶▶	▶▶	
	N7	Platin, Palladium Platinum, Palladium	▶▶	▶▶	▶	▶	▶▶	▶	▶	▶	▶▶
	N8	Kunststoffe Plastics			▶	▶▶▶		▶▶▶	▶▶	▶▶	▶
S	S1	Titan rein Pure Titanium	▶	▶	▶▶▶	▶▶	▶	▶▶▶	▶▶	▶▶	▶▶
	S2	Titan Legierungen Titanium alloys	▶▶▶	▶▶▶	▶▶	▶	▶▶▶	▶	▶	▶▶▶	▶▶▶
	S3	Super Legierungen (Cr, Co, Ni) Superalloys (Cr, Co, Ni)	▶▶	▶▶	▶		▶▶	▶	▶▶	▶▶	▶▶▶
H	H1	Gehärteter Stahl (< 55 HRC) Hardened steel (< 55 HRC)	▶▶	▶▶			▶▶	▶	▶	▶	▶▶
	H2	Gehärteter Stahl (> 55 HRC) Hardened steel (> 55 HRC)	▶▶	▶▶			▶▶				▶

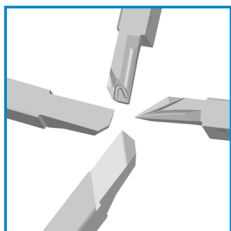
Vorwärts Drehen Front turning				Rückwärts Drehen Back turning						Radius Einstich Radius grooving	Gewindedrehen Threading	
DV F	DV CP DV F CP	DV VR	DV VN	DH DH F	DH F CP	DH TU	DH VR	DH VN	DH RP DH F RP	R	G	GP
▶	▶▶	▶▶▶	▶▶▶	▶▶▶	▶▶	▶▶▶	▶▶▶	▶▶▶	▶▶▶	▶▶▶	▶▶▶	▶▶▶
▶▶▶	▶▶▶	▶▶▶	▶▶▶	▶▶▶	▶▶▶	▶▶▶	▶▶▶	▶▶▶	▶▶▶	▶▶▶	▶▶▶	▶▶▶
📖 60	📖 62	📖 64	📖 65	📖 66	📖 68	📖 69	📖 70	📖 71	📖 72	📖 74	📖 75	📖 76

▶▶▶	▶▶▶	▶▶▶	▶▶▶	▶▶▶	▶▶▶	▶▶▶	▶▶▶	▶▶▶	▶▶▶	▶▶▶	▶▶▶	▶▶▶
▶▶▶	▶▶▶	▶▶▶	▶▶▶	▶▶▶	▶▶▶	▶▶▶	▶▶▶	▶▶▶	▶▶▶	▶▶▶	▶▶▶	▶▶▶
▶▶▶	▶▶	▶▶▶	▶▶	▶▶▶	▶▶	▶▶	▶▶▶	▶▶	▶▶▶	▶▶	▶▶▶	▶▶▶
▶▶	▶	▶▶▶	▶▶	▶▶▶	▶	▶	▶▶▶	▶▶	▶▶▶	▶▶	▶▶▶	▶▶▶
▶▶	▶▶▶	▶▶▶	▶▶▶	▶▶▶	▶▶▶	▶▶	▶▶▶	▶▶▶	▶▶▶	▶▶	▶▶	▶▶▶
▶▶	▶▶	▶▶▶	▶▶▶	▶▶▶	▶▶▶	▶▶	▶▶▶	▶▶▶	▶▶▶	▶▶	▶▶	▶▶▶
▶▶▶	▶▶	▶▶	▶▶	▶	▶▶	▶▶	▶▶	▶▶	▶▶	▶▶▶	▶▶	▶▶▶
▶	▶▶▶	▶	▶▶	▶▶	▶▶▶	▶▶▶	▶	▶▶	▶	▶	▶▶	▶▶
▶	▶▶▶	▶	▶▶	▶▶	▶▶▶	▶▶▶	▶	▶▶▶	▶	▶	▶▶	▶▶
▶▶	▶	▶▶	▶	▶▶	▶	▶	▶▶	▶	▶▶	▶▶	▶▶	▶▶
▶▶	▶▶▶	▶	▶▶▶	▶▶	▶▶▶	▶▶▶	▶	▶▶▶	▶	▶	▶	▶
▶	▶▶▶	▶▶▶	▶▶▶	▶▶▶	▶▶▶	▶▶▶	▶▶▶	▶▶▶	▶▶▶	▶	▶	▶▶
▶▶▶	▶▶	▶▶▶	▶▶▶	▶▶▶	▶▶▶	▶▶	▶▶▶	▶▶▶	▶▶	▶▶▶	▶▶▶	▶▶
▶▶	▶▶	▶▶▶	▶▶	▶▶	▶▶	▶	▶▶▶	▶▶	▶▶▶	▶▶	▶▶	▶▶
▶▶	▶▶	▶▶	▶	▶▶	▶▶	▶	▶▶	▶	▶▶	▶▶	▶	▶
▶▶	▶	▶		▶▶	▶		▶		▶▶	▶▶	▶	▶

▶▶▶ Optimal / Optimal ▶▶ Gut / Good ▶ Funktionell / Functional

FEATURES

Stärken
Strengths




DV Die neue Wendeschneidplattenfamilie zum Vorwärts Drehen

Die Wendeschneidplattenfamilie DV für vorwärts Drehen, ergänzt das TURNDEC Programm perfekt. Dadurch ermöglicht es ihnen die komplette Bearbeitung der Werkstücke.

DV The new range of front turning inserts

The new range of DV front turning inserts perfectly completes the TURNDEC program to allow the complete machining of your parts.

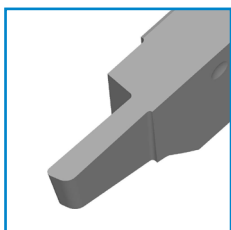


SD TD Die ideale Wendeschneidplatte zum Einstechen und Drehen von schwierigen Materialien

Der Spanbrecher TD wurde speziell entwickelt, um die Fragmentierung und die Kontrolle der Späne zu fördern. Der Vorschub und die Schnitttiefe werden dadurch gesteigert.

SD TD The ideal grooving and turning insert for materials difficult to machine

The TD chipbreaker has been specially developed to facilitate the fragmentation and the control of the chips. It allows to increase the feed and the depth of cut.

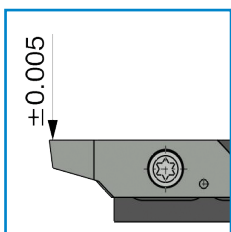


A Verstärkte Abstechplatte

Neue Abstechplatten mit Radien ergänzen das TURNDEC-Programm, um höhere Standzeiten bei der Bearbeitung von schwierigen Materialien zu erreichen.

A Process reliability

As the TURNDEC toolholders and inserts are ground, the continuity and stability of your processes are guaranteed without interruption by removing the insert.

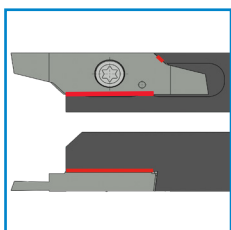


Zuverlässigkeit der Prozesse

Da TURNDEC Werkzeughalter und Wendeschneidplatten geschliffen werden, sind die Kontinuität und Stabilität Ihrer Prozesse ohne Unterbruch beim Wechsel der Wendeschneidplatte garantiert.

Process reliability

As the TURNDEC toolholders and inserts are ground, the continuity and stability of your processes are guaranteed without interruption by removing the insert.



1 Schraube, 3 Stützpunkte: einfach und stabil

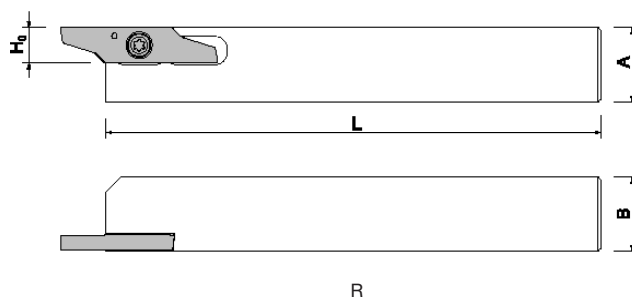
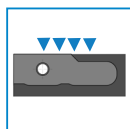

Das einzigartige TURNDEC 1-Schrauben-Spannsystem ermöglicht einen schnellen Wechsel der Wendeschneidplatten.

1 screw, 3 support points: simple and rigid

The unique TURNDEC 1 screw clamping system allows a quick change of the worn or damaged insert.

TURNDEC

Präzisions-Werkzeughalter
Precision toolholders



A x B x L	H ₀	Dir. L Art. N°	Dir. R Art. N°
-----------	----------------	-------------------	-------------------

L6 & R6

7 × 7 × 110	5.60	381932	381933
8 × 8 × 110	5.60	378819	378820
10 × 10 × 120	5.60	378813	378816
12 × 12 × 120	5.60	378814	378817
16 × 16 × 120	5.60	448000	404104

L8 & R8

10 × 10 × 120	8.00	374662	374665
12 × 12 × 120	8.00	374663	374666
16 × 16 × 120	8.00	374664	374667
20 × 20 × 120	8.00	383910	383790

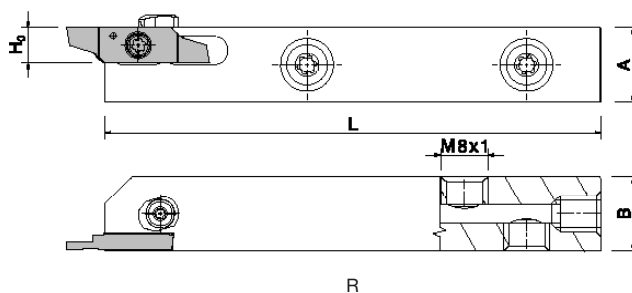
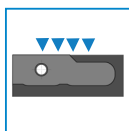
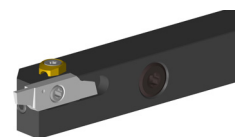
R10

12 × 12 × 120	10.00		432151
16 × 16 × 120	10.00		432152
20 × 20 × 120	10.00		432153

Werkzeughalter mit Schraube & Schraubenzieher geliefert
Toolholder provided with screw & screwdriver

TURNDEC

Präzisions-Werkzeughalter mit Innenkühlung
Precision toolholders with integrated coolant



A x B x L	H ₀	Dir. L Art. N°	Dir. R Art. N°
-----------	----------------	-------------------	-------------------

L6-C & R6-C

10 x 10 x 120	5.60	448001	448004
12 x 12 x 120	5.60	448002	448005
16 x 16 x 120	5.60	448003	448006

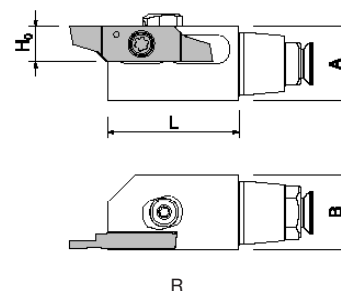
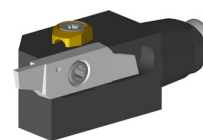
L8-C & R8-C

10 x 10 x 120	8.00	448007	448010
12 x 12 x 120	8.00	448008	448011
16 x 16 x 120	8.00	448009	448012

Werkzeughalter mit Schraube & Schraubenzieher geliefert
Toolholder provided with screw & screwdriver

TURNDEC

Präzisions-Schnellwechselschneidköpfe mit Innenkühlung
Precision quick interchangeable heads with integrated coolant



A x B x L	H ₀	Dir. L Art. N°	Dir. R Art. N°
-----------	----------------	-------------------	-------------------

L6-Q & R6-Q

10 x 10 x 21	5.60	448016	448019
12 x 12 x 21	5.60	448017	448020
16 x 16 x 21	5.60	448018	448021

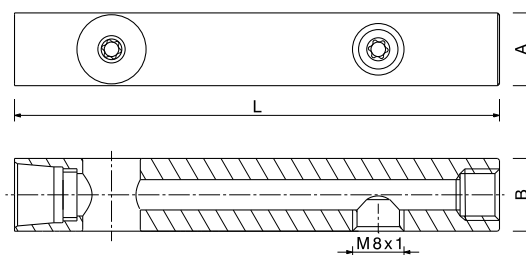
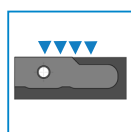

L8-Q & R8-Q

10 x 10 x 30	8.00	448022	448025
12 x 12 x 30	8.00	448023	448026
16 x 16 x 30	8.00	448024	448027

Werkzeughalter mit Schraube & Schraubenzieher geliefert
Toolholder provided with screw & screwdriver

Q

Grundhalter für Schnellwechselköpfe
Tool holder for quick interchangeable heads



A x B x L	Art. N°
-----------	---------

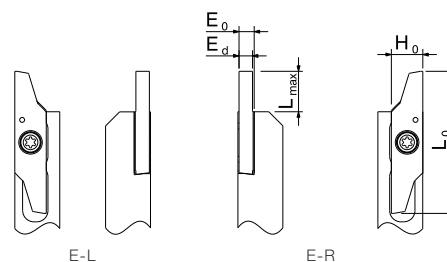

Q

10 x 10 x 80	448013
12 x 12 x 80	448014
16 x 16 x 80	448015

E
Ebauche
Blank



P1	P2	P3	P4	P5	M1	M2	M3	K1	N1	N2
N3	N4	N5	N6	N7	N8	S1	S2	S3	H1	H2



Dir.	H ₀	E ₀	E _d	L _{max}	L ₀	Unbeschichtet Uncoated Art. N°
------	----------------	----------------	----------------	------------------	----------------	--------------------------------------

E6-L & E6-R

L	5.60	2.70	2.40	7.00	25.00	444997
R	5.60	2.70	2.40	7.00	25.00	444998

E8-L & E8-R

L	8.00	3.35	2.95	11.00	37.50	445000
R	8.00	3.35	2.95	11.00	37.50	445001

E8P-L & E8P-R

L	8.00	3.35	3.20	11.00	37.50	448028
R	8.00	3.35	3.20	11.00	37.50	448029

E10-R

R	10.00	4.45	3.95	17.00	59.00	445002
---	-------	------	------	-------	-------	---------------

Andere Ausführungen auf Anfrage
Other executions on request

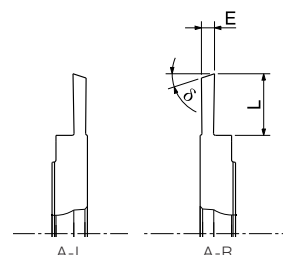

A

Abstechen
Parting off



P1	P2	P3	P4	P5	M1	M2	M3	K1	N1	N2
N3	N4	N5	N6	N7		S1	S2	S3	H1	H2

Schruppen Roughing	▶▶▶				27
Schlichten Finishing	▶▶▶				



Dir.	E	L	δ	Unbeschichtet Uncoated Art. N°	DWS Art. N°	D30 Art. N°	D60 Art. N°
------	---	---	---	--------------------------------------	----------------	----------------	----------------


A6-L & A6-R

L	0.50	1.50	18.0°	448030	448031	448032	448033
L	0.60	2.00	18.0°	448034	448035	448036	448037
L	0.75	2.50	18.0°	437373	442455	448038	381649
L	0.80	2.50	18.0°	448039	448040	448041	448042
L	1.00	3.50	18.0°	437378	442457	427038	381650
L	1.20	4.50	18.0°	448043	448044	448045	448046
L	1.25	4.50	18.0°	437380	442459	428649	381651
L	1.50	5.50	18.0°	437383	442461	426704	404930
L	1.80	6.00	18.0°	448047	448048	448049	448050
L	2.00	6.50	18.0°	437386	442463	448072	381652
R	0.50	1.50	18.0°	448051	448052	448053	448054
R	0.60	2.00	18.0°	448055	448056	448057	448058
R	0.75	2.50	18.0°	435886	442456	448059	381654
R	0.80	2.50	18.0°	448060	448061	448062	448063
R	1.00	3.50	18.0°	435273	442458	427039	381655
R	1.20	4.50	18.0°	448064	448065	448066	448067
R	1.25	4.50	18.0°	437396	442460	436031	381656
R	1.50	5.50	18.0°	437398	442462	427040	404931
R	1.80	6.00	18.0°	448068	448069	448070	448071
R	2.00	6.50	18.0°	435274	442464	448073	381657

Andere Ausführungen auf Anfrage
Other executions on request

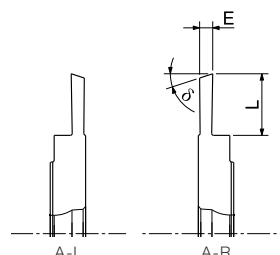
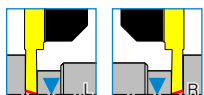
A

Abstechen
Parting off



P1	P2	P3	P4	P5	M1	M2	M3	K1	N1	N2
N3	N4	N5	N6	N7		S1	S2	S3	H1	H2

Schruppen Roughing	▶▶▶
Schlichten Finishing	▶▶▶



Dir.	E	L	δ	Unbeschichtet Uncoated Art. N°	DWS Art. N°	D30 Art. N°	D60 Art. N°
------	---	---	---	--------------------------------------	----------------	----------------	----------------

A8-L & A8-R

L	1.00	5.00	18.0°	441554	442466	448074	448075
L	1.20	6.50	18.0°	448076	448077	448078	448079
L	1.25	6.50	18.0°	441556	442468	448080	448081
L	1.50	8.50	18.0°	374676	438871	427071	374679
L	1.80	9.00	18.0°	448082	448083	448084	448085
L	2.00	9.50	18.0°	374675	442476	427073	374678
L	2.20	10.00	18.0°	448086	448087	448088	448089
L	2.50	10.50	18.0°	374674	442479	427075	374677
R	1.00	5.00	18.0°	441555	442467	448090	448091
R	1.20	6.50	18.0°	448092	448093	448094	448095
R	1.25	6.50	18.0°	441557	442469	448096	448097
R	1.50	8.50	18.0°	374697	442472	427072	374700
R	1.80	9.00	18.0°	448098	448099	448100	448101
R	2.00	9.50	18.0°	374696	437882	427074	374699
R	2.20	10.00	18.0°	448102	448103	448104	448105
R	2.50	10.50	18.0°	374695	442480	427076	374698

A10-R

R	1.50	16.00	15.0°	435050	436600	432171	432172
R	2.00	16.00	15.0°	435051	436601	432174	432175
R	2.50	16.00	15.0°	435052	436602	432177	432178
R	3.00	16.00	15.0°	435053	436603	432180	432181
R	3.50	16.00	15.0°	435054	436604	432183	432184

Andere Ausführungen auf Anfrage
Other executions on request

A RS

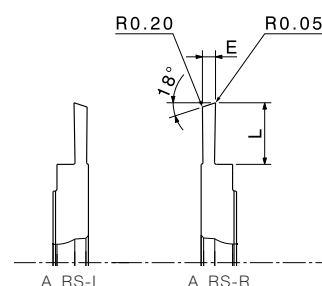

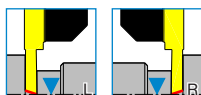
Abstechen mit verstärkten Radien

Parting off with reinforced radius



P1	P2	P3	P4	P5	M1	M2	M3	K1	N1	N2
N3	N4	N5	N6	N7		S1	S2	S3	H1	H2

Schruppen Roughing	▶▶▶
Schlichten Finishing	▶▶▶



Dir.	E	L	Unbeschichtet Uncoated Art. N°	DWS Art. N°	D30 Art. N°	D60 Art. N°
------	---	---	--------------------------------------	----------------	----------------	----------------


A8-L RS & A8-R RS

L	1.50	8.50	448106	448119	448132	448222
L	1.80	9.00	448107	448120	448133	448223
L	2.00	9.50	448108	448121	448134	448224
L	2.20	10.00	448109	448122	448135	448225
L	2.50	10.50	448110	448123	448136	448226
R	1.50	8.50	448111	448124	448137	448227
R	1.80	9.00	448112	448125	448138	448228
R	2.00	9.50	448113	448126	448139	448229
R	2.20	10.00	448114	448127	448140	448230
R	2.50	10.50	448115	448128	448141	448231

Andere Ausführungen auf Anfrage
Other executions on request

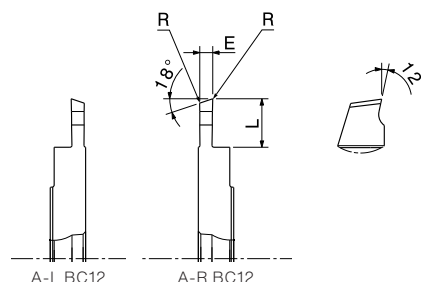
A BC12

Abstechen mit Spanwinkel von 12°
Parting off with rake angle of 12°



P1	P2	P3	P4	P5	M1	M2	M3	K1	N1	N2
N3	N4	N5	N6	N7	N8	S1	S2	S3		

Schruppen Roughing	▶▶▶				
Schlichten Finishing	▶▶▶				



Dir.	E	L	R	Unbeschichtet Uncoated Art. N°	DWS Art. N°	D30 Art. N°	D60 Art. N°
------	---	---	---	--------------------------------------	----------------	----------------	----------------

A6-L BC12 & A6-R BC12

L	0.50	1.50	-	448116	448129	448142	448232
L	0.50	1.50	0.03	448117	448130	448143	448233
L	0.60	2.00	-	448118	448131	448144	448234
L	0.75	2.50	-	437454	442617	448145	417603
L	0.80	2.50	-	448235	448236	448146	448237
L	1.00	3.50	-	437457	442619	448147	417604
L	1.00	3.50	0.03	448238	448239	448148	448240
L	1.20	4.50	0.03	448241	448242	448149	448243
L	1.25	4.50	-	437459	442621	448150	417605
L	1.50	5.50	-	437460	444692	448151	417606
L	1.50	5.50	0.03	448244	448245	448152	448246
L	1.80	6.00	0.03	448247	448248	448153	448249
L	2.00	6.50	-	437461	442625	448154	417607
L	2.00	6.50	0.03	448250	448254	448155	448258
R	0.50	1.50	-	448251	448255	448156	448259
R	0.50	1.50	0.03	448252	448256	448157	448260
R	0.60	2.00	-	448253	448257	448158	448261
R	0.75	2.50	-	437463	442618	448159	417608
R	0.80	2.50	-	448262	448263	448160	448264
R	1.00	3.50	-	437464	442620	448161	417609
R	1.00	3.50	0.03	448265	448266	448162	448267
R	1.20	4.50	0.03	448268	448269	448163	448270
R	1.25	4.50	-	437465	442622	448164	417610
R	1.50	5.50	-	437467	442624	448165	417611
R	1.50	5.50	0.03	448271	448272	448166	448273
R	1.80	6.00	0.03	448274	448275	448167	448276
R	2.00	6.50	-	437468	442626	448168	417612
R	2.00	6.50	0.03	448277	448291	448169	448305

Andere Ausführungen auf Anfrage
Other executions on request

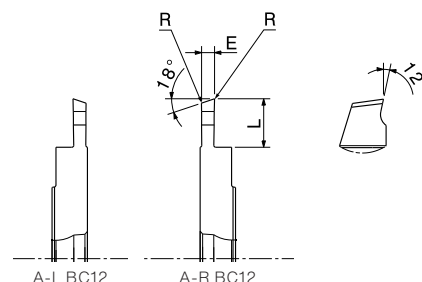

A BC12

Abstechen mit Spanwinkel von 12°
Parting off with rake angle of 12°



P1	P2	P3	P4	P5	M1	M2	M3	K1	N1	N2
N3	N4	N5	N6	N7	N8	S1	S2	S3		

Schruppen Roughing	▶▶▶				
Schlichten Finishing	▶▶▶				27



Dir.	E	L	R	Unbeschichtet Uncoated Art. N°	DWS Art. N°	D30 Art. N°	D60 Art. N°
------	---	---	---	--------------------------------------	----------------	----------------	----------------


A8-L BC12 & A8-R BC12

L	1.50	8.50	0.03	448278	448292	448170	448306
L	1.80	9.00	0.03	448279	448293	448171	448307
L	2.00	9.50	0.03	448280	448294	448172	448308
L	2.20	10.00	0.03	448281	448295	448173	448309
L	2.50	10.50	0.03	448282	448296	448174	448310
R	1.50	8.50	0.03	448283	448297	448175	448311
R	1.80	9.00	0.03	448284	448298	448176	448312
R	2.00	9.50	0.03	448285	448299	448177	448313
R	2.20	10.00	0.03	448286	448300	448178	448314
R	2.50	10.50	0.03	448287	448301	448179	448315

Andere Ausführungen auf Anfrage
Other executions on request

A BC25

Abstechen mit Spanwinkel von 25°
Parting off with rake angle of 25°

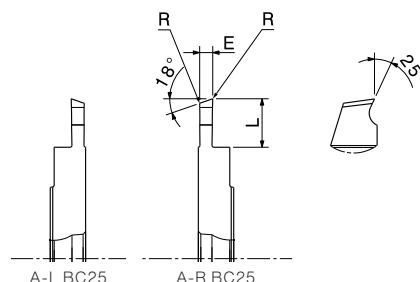


P1 **M3** **N1** **N2**

N5 **N6** **N7** **N8** **S1** **S2**

Schruppen
Roughing

Schlichten
Finishing



Dir.	E	L	R	Unbeschichtet Uncoated Art. N°	DWS Art. N°	D30 Art. N°	D60 Art. N°
------	---	---	---	--------------------------------------	----------------	----------------	----------------

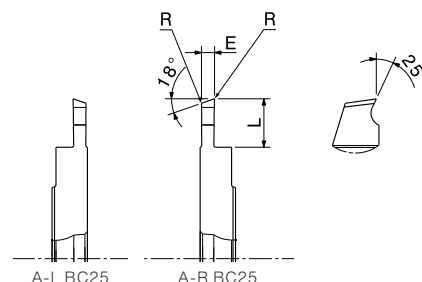

A6-L BC25 & A6-R BC25

L	0.50	1.50	-	448288	448302	448180	448316
L	0.50	1.50	0.03	448289	448303	448181	448317
L	0.60	2.00	-	448290	448304	448182	448318
L	0.75	2.50	-	437469	442627	448183	417613
L	0.80	2.50	-	448319	448320	448184	448321
L	1.00	3.50	-	437470	442629	448185	417614
L	1.00	3.50	0.03	448322	448323	448186	448324
L	1.20	4.50	0.03	448327	448326	448187	448325
L	1.25	4.50	-	437472	442631	448188	417615
L	1.50	5.50	-	437473	442633	448189	417616
L	1.50	5.50	0.03	448328	448329	448190	448330
L	1.80	6.00	0.03	448331	448332	448191	448333
L	2.00	6.50	-	437474	442635	448192	417617
L	2.00	6.50	0.03	448334	448338	448193	448342
R	0.50	1.50	-	448335	448339	448194	448343
R	0.50	1.50	0.03	448336	448340	448195	448344
R	0.60	2.00	-	448337	448341	448196	448345
R	0.75	2.50	-	437475	442628	448197	417618
R	0.80	2.50	-	448346	448347	448198	448348
R	1.00	3.50	-	437477	442630	448199	417619
R	1.00	3.50	0.03	448349	448350	448200	448351
R	1.20	4.50	0.03	448352	448353	448201	448354
R	1.25	4.50	-	437478	442632	448202	417620
R	1.50	5.50	-	437480	442634	448203	417621
R	1.50	5.50	0.03	448355	448356	448204	448357
R	1.80	6.00	0.03	448358	448359	448205	448360
R	2.00	6.50	-	437481	442636	448206	417623
R	2.00	6.50	0.03	448361	448374	448207	448387

Andere Ausführungen auf Anfrage
Other executions on request

A BC25

Abstechen mit Spanwinkel von 25°
Parting off with rake angle of 25°



Dir.	E	L	R	Unbeschichtet Uncoated Art. N°	DWS Art. N°	D30 Art. N°	D60 Art. N°
------	---	---	---	--------------------------------------	----------------	----------------	----------------


A8-L BC25 & A8-R BC25

L	1.50	8.50	0.03	448362	448375	448208	448388
L	1.80	9.00	0.03	448363	448376	448209	448389
L	2.00	9.50	0.03	448364	448377	448210	448390
L	2.20	10.00	0.03	448365	448378	448211	448391
L	2.50	10.50	0.03	448366	448379	448212	448392
R	1.50	8.50	0.03	448367	448380	448213	448393
R	1.80	9.00	0.03	448368	448381	448214	448394
R	2.00	9.50	0.03	448369	448382	448215	448395
R	2.20	10.00	0.03	448370	448383	448216	448396
R	2.50	10.50	0.03	448371	448384	448217	448397

Andere Ausführungen auf Anfrage
Other executions on request

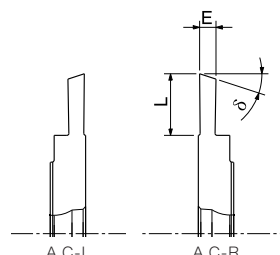
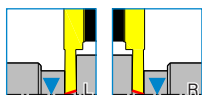
AC

Abstechen Gegenspindel
Parting off counter spindle



P1	P2	P3	P4	P5	M1	M2	M3	K1	N1	N2
N3	N4	N5	N6	N7		S1	S2	S3	H1	H2

Schruppen Roughing	▶▶▶
Schlichten Finishing	▶▶▶



Dir.	E	L	δ	Unbeschichtet Uncoated Art. N°	DWS Art. N°	D30 Art. N°	D60 Art. N°
------	---	---	----------	--------------------------------------	----------------	----------------	----------------


A6C-L & A6C-R

L	0.50	1.50	18.0°	448372	448385	448218	448398
L	0.60	2.00	18.0°	448373	448386	448219	448399
L	0.75	2.50	18.0°	437415	442481	448220	381659
L	0.80	2.50	18.0°	448400	448401	448221	448402
L	1.00	3.50	18.0°	437419	442484	427045	381660
L	1.20	4.50	18.0°	448403	448404	448405	448406
L	1.25	4.50	18.0°	437421	442486	428524	381661
L	1.50	5.50	18.0°	384871	442488	427047	404933
L	1.80	6.00	18.0°	448407	448408	448409	448410
L	2.00	6.50	18.0°	437425	442491	448411	381662
R	0.50	1.50	18.0°	450215	448412	448413	448414
R	0.60	2.00	18.0°	448415	448416	448417	448418
R	0.75	2.50	18.0°	437429	442483	448419	381664
R	0.80	2.50	18.0°	448421	448422	448420	448423
R	1.00	3.50	18.0°	437433	442485	427046	381665
R	1.20	4.50	18.0°	448424	448425	448426	448427
R	1.25	4.50	18.0°	437435	442487	448428	381666
R	1.50	5.50	18.0°	437438	442489	427048	404934
R	1.80	6.00	18.0°	448429	448430	448431	448432
R	2.00	6.50	18.0°	437440	442492	448433	381667

Andere Ausführungen auf Anfrage
Other executions on request

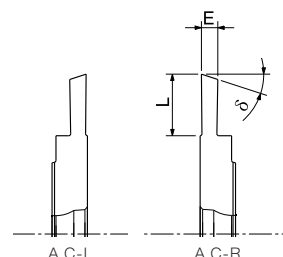
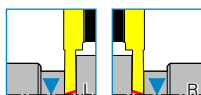
A C

Abstechen Gegenspindel
Parting off counter spindle



P1	P2	P3	P4	P5	M1	M2	M3	K1	N1	N2
N3	N4	N5	N6	N7		S1	S2	S3	H1	H2

Schruppen Roughing	▶▶▶
Schlichten Finishing	▶▶▶



Dir.	E	L	δ	Unbeschichtet Uncoated Art. N°	DWS Art. N°	D30 Art. N°	D60 Art. N°
------	---	---	---	--------------------------------------	----------------	----------------	----------------


A8C-L & A8C-R

L	1.00	5.00	18.0°	441558	442493	448434	448435
L	1.20	6.50	18.0°	448436	448437	448438	448439
L	1.25	6.50	18.0°	441560	442495	448441	448440
L	1.50	8.50	18.0°	437443	442498	427083	377859
L	1.80	9.00	18.0°	448442	448443	448444	448445
L	2.00	9.50	18.0°	437444	442612	427085	377858
L	2.20	10.00	18.0°	448446	448447	448448	448449
L	2.50	10.50	18.0°	437446	442615	427087	377857
R	1.00	5.00	18.0°	441559	442494	448450	448453
R	1.20	6.50	18.0°	448457	448456	448451	448454
R	1.25	6.50	18.0°	441561	442497	448452	448455
R	1.50	8.50	18.0°	437448	436054	427084	377856
R	1.80	9.00	18.0°	448458	448459	448460	448461
R	2.00	9.50	18.0°	437450	442613	427086	377855
R	2.20	10.00	18.0°	448462	448463	448464	448465
R	2.50	10.50	18.0°	437452	442616	427088	377854

Andere Ausführungen auf Anfrage
Other executions on request

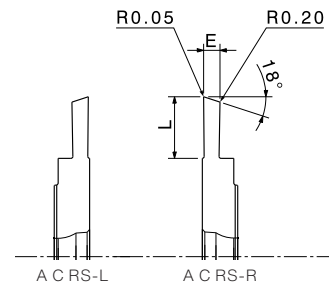
A C R S

Abstechen Gegenspindel mit verstärkten Radien
Parting off counter-spindle with reinforced radius



P1	P2	P3	P4	P5	M1	M2	M3	K1	N1	N2
N3	N4	N5	N6	N7		S1	S2	S3	H1	H2

Schruppen Roughing	▶▶▶		
Schlichten Finishing	▶▶▶		



Dir.	E	L	Unbeschichtet Uncoated Art. N°	DWS Art. N°	D30 Art. N°	D60 Art. N°
------	---	---	--------------------------------------	----------------	----------------	----------------


A8C-L RS & A8C-R RS

L	1.50	8.50	448466	448479	448492	448581
L	1.80	9.00	448467	448480	448493	448582
L	2.00	9.50	448468	448481	448494	448583
L	2.20	10.00	448469	448482	448495	448584
L	2.50	10.50	448470	448483	448496	448585
R	1.50	8.50	448471	448484	448497	448586
R	1.80	9.00	448472	448485	448498	448587
R	2.00	9.50	448473	448486	448499	448588
R	2.20	10.00	448474	448487	448500	448589
R	2.50	10.50	448475	448488	448501	448590

Andere Ausführungen auf Anfrage
Other executions on request

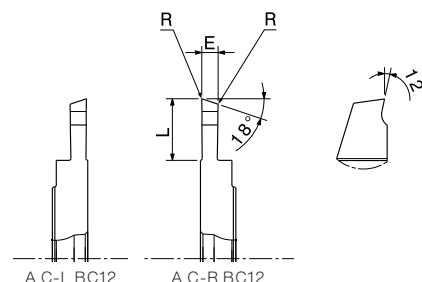
A C BC12

Abstechen Gegenspindel mit Spanwinkel von 12°
Parting off counter spindle with rake angle of 12°



P1	P2	P3	P4	P5	M1	M2	M3	K1	N1	N2
N3	N4	N5	N6	N7	N8	S1	S2	S3		

Schuppen Roughing	▶▶▶				
Schlichten Finishing	▶▶▶				



Dir.	E	L	R	Unbeschichtet Uncoated Art. N°	DWS Art. N°	D30 Art. N°	D60 Art. N°
------	---	---	---	--------------------------------------	----------------	----------------	----------------


A6C-L BC12 & A6C-R BC12

L	0.50	1.50	-	448476	448489	448502	448591
L	0.50	1.50	0.03	448477	448490	448503	448592
L	0.60	2.00	-	448478	448491	448504	448593
L	0.75	2.50	-	437483	442637	448505	417624
L	0.80	2.50	-	448594	448595	448506	448596
L	1.00	3.50	-	437484	442639	448507	417625
L	1.00	3.50	0.03	448597	448598	448508	448599
L	1.20	4.50	0.03	448600	448601	448509	448602
L	1.25	4.50	-	437485	442641	448510	417626
L	1.50	5.50	-	437486	442643	448511	417627
L	1.50	5.50	0.03	448603	448604	448512	448605
L	1.80	6.00	0.03	448606	448607	448513	448608
L	2.00	6.50	-	437487	442645	448514	417628
L	2.00	6.50	0.03	448609	448613	448515	448617
R	0.50	1.50	-	448610	448614	448516	448618
R	0.50	1.50	0.03	448611	448615	448517	448619
R	0.60	2.00	-	448612	448616	448518	448620
R	0.75	2.50	-	437488	442638	448519	417629
R	0.80	2.50	-	448621	448622	448520	448623
R	1.00	3.50	-	437489	442640	448521	417630
R	1.00	3.50	0.03	448624	448625	448522	448626
R	1.20	4.50	0.03	448627	448628	448523	448629
R	1.25	4.50	-	437490	442642	448524	417631
R	1.50	5.50	-	437491	442644	448525	417632
R	1.50	5.50	0.03	448630	448631	448526	448632
R	1.80	6.00	0.03	448633	448634	448527	448635
R	2.00	6.50	-	437492	442646	448528	417633
R	2.00	6.50	0.03	448636	448650	448529	448664

Andere Ausführungen auf Anfrage
Other executions on request

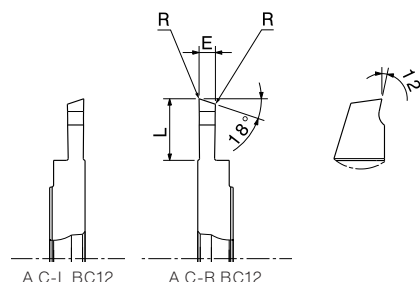
A C BC12

Abstechen Gegenspindel mit Spanwinkel von 12°
Parting off counter spindle with rake angle of 12°



P1	P2	P3	P4	P5	M1	M2	M3	K1	N1	N2
N3	N4	N5	N6	N7	N8	S1	S2	S3		

Schruppen Roughing	▶▶▶				
Schlichten Finishing	▶▶▶				



Dir.	E	L	R	Unbeschichtet Uncoated Art. N°	DWS Art. N°	D30 Art. N°	D60 Art. N°
------	---	---	---	--------------------------------------	----------------	----------------	----------------

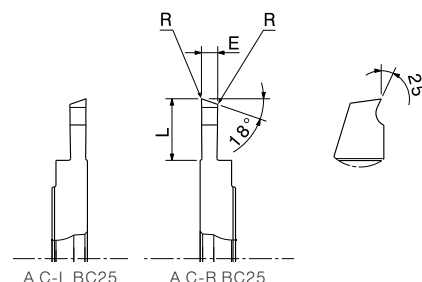

A8C-L BC12 & A8C-R BC12

L	1.50	8.50	0.03	448637	448651	448530	448665
L	1.80	9.00	0.03	448638	448652	448531	448666
L	2.00	9.50	0.03	448639	448653	448532	448667
L	2.20	10.00	0.03	448640	448654	448533	448668
L	2.50	10.50	0.03	448641	448655	448534	448669
R	1.50	8.50	0.03	448642	448656	448535	448670
R	1.80	9.00	0.03	448643	448657	448536	448671
R	2.00	9.50	0.03	448644	448658	448537	448672
R	2.20	10.00	0.03	448645	448659	448538	448673
R	2.50	10.50	0.03	448646	448660	448539	448674

Andere Ausführungen auf Anfrage
Other executions on request

A C BC25

Abstechen Gegenspindel mit Spanwinkel von 25°
Parting off counter spindle with rake angle of 25°



Dir.	E	L	R	Unbeschichtet Uncoated Art. N°	DWS Art. N°	D30 Art. N°	D60 Art. N°
------	---	---	---	--------------------------------------	----------------	----------------	----------------

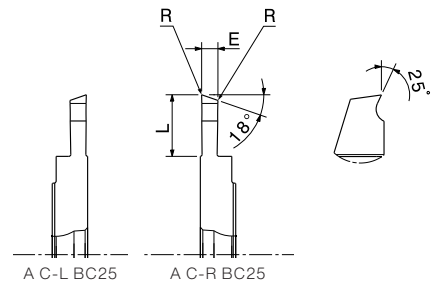
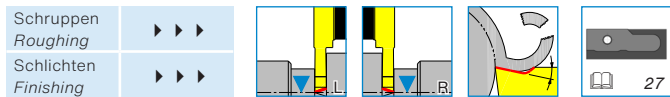

A6C-L BC25 & A6C-R BC25

L	0.50	1.50	-	448647	448661	448540	448675
L	0.50	1.50	0.03	448648	448662	448541	448676
L	0.60	2.00	-	448649	448663	448542	448677
L	0.75	2.50	-	437493	442647	448543	417634
L	0.80	2.50	-	448678	448679	448544	448680
L	1.00	3.50	-	437494	442649	448545	417635
L	1.00	3.50	0.03	448681	448683	448546	448685
L	1.20	4.50	0.03	448682	448684	448547	448686
L	1.25	4.50	-	437495	442651	448548	417636
L	1.50	5.50	-	437496	442653	448549	417637
L	1.50	5.50	0.03	448687	448689	448550	448691
L	1.80	6.00	0.03	448688	448690	448551	448692
L	2.00	6.50	-	437497	442655	448552	417638
L	2.00	6.50	0.03	448693	448697	448553	448701
R	0.50	1.50	-	448694	448698	448554	448702
R	0.50	1.50	0.03	448695	448699	448555	448703
R	0.60	2.00	-	448696	448700	448556	448704
R	0.75	2.50	-	437498	442648	448557	417639
R	0.80	2.50	-	448705	448706	448558	448707
R	1.00	3.50	-	437499	442650	448559	417640
R	1.00	3.50	0.03	448708	448710	448560	448712
R	1.20	4.50	0.03	448709	448711	448561	448713
R	1.25	4.50	-	437500	442652	448562	417641
R	1.50	5.50	-	437501	442654	448563	417642
R	1.50	5.50	0.03	448714	448716	448564	448718
R	1.80	6.00	0.03	448715	448717	448565	448719
R	2.00	6.50	-	437502	442656	448566	417643
R	2.00	6.50	0.03	448720	448731	448567	448742

Andere Ausführungen auf Anfrage
Other executions on request

A C BC25

Abstechen Gegenspindel mit Spanwinkel von 25°
Parting off counter spindle with rake angle of 25°



Dir.	E	L	R	Unbeschichtet Uncoated Art. N°	DWS Art. N°	D30 Art. N°	D60 Art. N°
------	---	---	---	--------------------------------------	----------------	----------------	----------------


A8C-L BC25 & A8C-R BC25

L	1.50	8.50	0.03	448721	448732	448568	448743
L	1.80	9.00	0.03	448722	448733	448569	448744
L	2.00	9.50	0.03	448723	448734	448570	448745
L	2.20	10.00	0.03	448724	448735	448571	448746
L	2.50	10.50	0.03	448725	448736	448572	448747
R	1.50	8.50	0.03	448726	448737	448573	448748
R	1.80	9.00	0.03	448727	448738	448574	448749
R	2.00	9.50	0.03	448728	448739	448575	448750
R	2.20	10.00	0.03	448729	448740	448576	448751
R	2.50	10.50	0.03	448730	448741	448577	448752

Andere Ausführungen auf Anfrage
Other executions on request

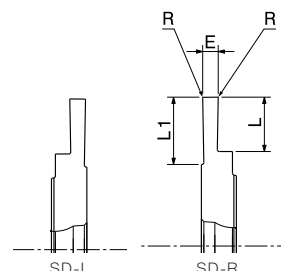
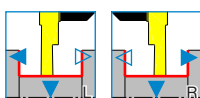
SD

Einstecken und Drehen
Grooving and Turning



P1	P2	P3	P4	P5	M1	M2	M3	K1	N1	N2
N3	N4	N5	N6	N7		S1	S2	S3	H1	H2

Schruppen Roughing	▶
Schlichten Finishing	▶▶▶



Dir.	E	L	L1	R	Unbeschichtet Uncoated Art. N°	DWS Art. N°	D30 Art. N°	D60 Art. N°
------	---	---	----	---	--------------------------------------	----------------	----------------	----------------


SD6-L

L	0.50	2.00	6.00	-	437338	440240	448578	381636
L	0.60	2.00	6.00	-	448753	448755	448579	448757
L	0.75	2.50	6.00	-	448754	448756	448580	448758
L	0.80	2.50	6.00	-	437341	440241	427029	381637
L	0.80	2.50	6.00	0.08	448759	448761	453870	448767
L	0.90	3.00	6.00	-	448760	448762	448763	448768
L	1.00	3.00	6.00	-	437343	440794	448764	381638
L	1.00	3.00	6.00	0.08	448769	448770	448765	448771
L	1.20	4.00	6.00	-	437346	441599	448766	381639
L	1.50	4.00	6.00	-	437349	440227	426706	381640
L	1.50	4.00	6.00	0.08	448772	448776	453871	453872
L	1.50	4.00	6.00	0.15	448773	448777	453873	453874
L	1.50	4.00	6.00	0.20	448774	448778	453875	453876
L	1.80	4.50	6.00	-	448775	448779	453877	453878
L	2.00	5.00	6.00	-	437351	440226	427032	381641
L	2.00	5.00	6.00	0.08	453879	453880	453881	448780
L	2.00	5.00	6.00	0.15	453882	453883	453884	448781
L	2.00	5.00	6.00	0.20	453885	453886	453887	448782

Andere Ausführungen auf Anfrage
Other executions on request


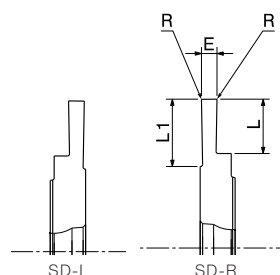
SD

Einstecken und Drehen
Grooving and Turning



P1	P2	P3	P4	P5	M1	M2	M3	K1	N1	N2
N3	N4	N5	N6	N7		S1	S2	S3	H1	H2

Schruppen Roughing	▶	
Schlichten Finishing	▶▶▶	

Dir.	E	L	L1	R	Unbeschichtet Uncoated Art. N°	DWS Art. N°	D30 Art. N°	D60 Art. N°
------	---	---	----	---	--------------------------------------	----------------	----------------	----------------


SD6-R

R	0.50	2.00	6.00	-	437353	434794	453888	381642
R	0.60	2.00	6.00	-	448783	448785	453889	448787
R	0.75	2.50	6.00	-	448784	448786	453890	448788
R	0.80	2.50	6.00	-	437356	442156	427030	381643
R	0.80	2.50	6.00	0.08	448789	448791	448793	448798
R	0.90	3.00	6.00	-	448790	448792	448794	448799
R	1.00	3.00	6.00	-	437358	442157	448795	381644
R	1.00	3.00	6.00	0.08	448800	448801	448796	448802
R	1.20	4.00	6.00	-	437361	442158	448797	381645
R	1.50	4.00	6.00	-	437364	434570	427031	381646
R	1.50	4.00	6.00	0.08	448803	448807	448811	448815
R	1.50	4.00	6.00	0.15	448804	448808	448812	448816
R	1.50	4.00	6.00	0.20	448805	448809	448813	448817
R	1.80	4.50	6.00	-	448806	448810	448814	448818
R	2.00	5.00	6.00	-	428537	434571	427033	381647
R	2.00	5.00	6.00	0.08	448819	448825	448831	448840
R	2.00	5.00	6.00	0.15	448820	448826	448832	448841
R	2.00	5.00	6.00	0.20	448821	448827	448833	448842

Andere Ausführungen auf Anfrage
Other executions on request

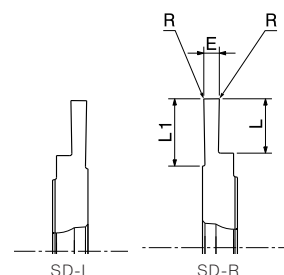
SD

Einstecken und Drehen
Grooving and Turning



P1	P2	P3	P4	P5	M1	M2	M3	K1	N1	N2
N3	N4	N5	N6	N7		S1	S2	S3	H1	H2

Schruppen Roughing	▶			
Schlichten Finishing	▶▶▶			



Dir.	E	L	L1	R	Unbeschichtet Uncoated Art. N°	DWS Art. N°	D30 Art. N°	D60 Art. N°
------	---	---	----	---	--------------------------------------	----------------	----------------	----------------

SD8-L

L	0.50	4.00	6.00	-	448822	448828	448834	448843
L	0.75	4.50	6.50	-	448823	448829	448835	448844
L	0.80	4.50	6.50	-	448824	448830	448836	448845
L	1.00	5.00	8.00	-	442160	442165	448837	448846
L	1.00	5.00	8.00	0.08	448850	448849	448838	448847
L	1.20	5.00	8.00	-	442162	442166	448839	448848
L	1.50	5.00	8.00	-	374670	442167	427059	374673
L	1.50	5.00	8.00	0.08	448851	448855	448859	448863
L	1.50	5.00	8.00	0.15	448852	448856	448860	448864
L	1.50	5.00	8.00	0.20	448853	448857	448861	448865
L	1.80	5.00	8.00	-	448854	448858	448862	448866
L	2.00	5.00	8.00	-	374669	442168	427061	374672
L	2.00	5.00	8.00	0.08	448867	448870	448873	448876
L	2.00	5.00	8.00	0.15	448868	448871	448874	448877
L	2.00	5.00	8.00	0.20	448869	448872	448875	448878
L	2.50	6.00	8.00	-	374668	442169	427063	374671
L	2.50	6.00	8.00	0.15	448879	448884	448889	448897
L	2.50	6.00	8.00	0.20	448880	448885	448890	448898


SD8P-L

L	3.00	6.00	8.00	-	448937	448949	448961	448985
L	3.00	6.00	8.00	0.08	448938	448950	448962	448986
L	3.00	6.00	8.00	0.15	448939	448951	448963	448987
L	3.00	6.00	8.00	0.20	448940	448952	448964	448988
L	3.00	6.00	8.00	0.40	448941	448953	448965	448989

Andere Ausführungen auf Anfrage
Other executions on request

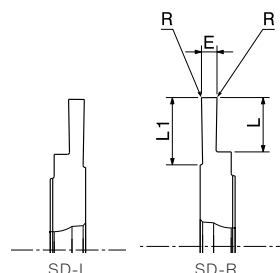
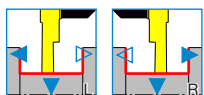
SD

Einstecken und Drehen
Grooving and Turning



P1	P2	P3	P4	P5	M1	M2	M3	K1	N1	N2
N3	N4	N5	N6	N7		S1	S2	S3	H1	H2

Schruppen Roughing	▶
Schlichten Finishing	▶▶▶



Dir.	E	L	L1	R	Unbeschichtet Uncoated Art. N°	DWS Art. N°	D30 Art. N°	D60 Art. N°
------	---	---	----	---	--------------------------------------	----------------	----------------	----------------

SD8-R

R	0.50	4.00	6.00	-	448881	448886	448891	448899
R	0.75	4.50	6.50	-	448882	448887	448892	448900
R	0.80	4.50	6.50	-	448883	448888	448893	448901
R	1.00	5.00	8.00	-	442163	442170	448894	448902
R	1.00	5.00	8.00	0.08	448905	448906	448895	448903
R	1.20	5.00	8.00	-	442164	442171	448896	448904
R	1.50	5.00	8.00	-	374691	438081	427060	374694
R	1.50	5.00	8.00	0.08	448907	448911	448915	448919
R	1.50	5.00	8.00	0.15	448908	448912	448916	448920
R	1.50	5.00	8.00	0.20	448909	448913	448917	448921
R	1.80	5.00	8.00	-	448910	448914	448918	448922
R	2.00	5.00	8.00	-	374690	437881	427062	374693
R	2.00	5.00	8.00	0.08	448923	448926	448929	448932
R	2.00	5.00	8.00	0.15	448924	448927	448930	448933
R	2.00	5.00	8.00	0.20	448925	448928	448931	448934
R	2.50	6.00	8.00	-	374689	442172	427064	374692
R	2.50	6.00	8.00	0.15	448935	448947	448959	448983
R	2.50	6.00	8.00	0.20	448936	448948	448960	448984


SD8P-R

R	3.00	6.00	8.00	-	448942	448954	448966	448990
R	3.00	6.00	8.00	0.08	448943	448955	448967	448991
R	3.00	6.00	8.00	0.15	448944	448956	448968	448992
R	3.00	6.00	8.00	0.20	448945	448957	448969	448993
R	3.00	6.00	8.00	0.40	448946	448958	448970	448994

Andere Ausführungen auf Anfrage
Other executions on request

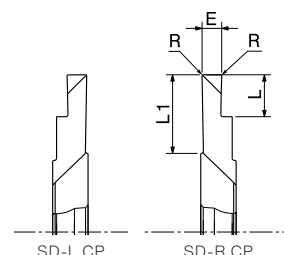
SD CP

Einstecken und Drehen mit Spanbrecher
Grooving and Turning with chipbreaker



P1	P2	P3	P4	P5	M1	M2	M3	K1	N1	N2
N3	N4	N5	N6	N7	N8	S1	S2	S3	H1	

Schruppen Roughing	▶▶				
Schlichten Finishing	▶▶▶				



Dir.	E	L	L1	R	Unbeschichtet Uncoated Art. N°	DWS Art. N°	D30 Art. N°	D60 Art. N°
------	---	---	----	---	--------------------------------------	----------------	----------------	----------------


SD6-L CP & SD6-R CP

L	0.80	2.00	6.00	-	442173	442182	448971	448995
L	1.00	2.50	6.00	0.08	442174	442183	448972	448996
L	1.20	3.00	6.00	-	442175	442184	448973	448997
L	1.50	3.00	6.00	-	442176	442185	448974	448998
L	1.50	3.00	6.00	0.08	442177	442186	448975	448999
L	1.50	3.00	6.00	0.15	449007	449010	448976	449000
L	1.50	3.00	6.00	0.20	449008	449011	448977	449001
L	1.80	3.50	6.00	-	449009	449012	448978	449002
L	2.00	4.00	6.00	-	442178	442187	448979	449003
L	2.00	4.00	6.00	0.08	442179	442188	448980	449004
L	2.00	4.00	6.00	0.15	449013	449015	448981	449005
L	2.00	4.00	6.00	0.20	449014	449016	448982	449006
R	0.80	2.00	6.00	-	436533	436551	431766	431767
R	1.00	2.50	6.00	0.08	436534	436552	431769	431770
R	1.20	3.00	6.00	-	441539	442180	449017	449018
R	1.50	3.00	6.00	-	436535	436553	431772	431773
R	1.50	3.00	6.00	0.08	436536	436554	431775	431776
R	1.50	3.00	6.00	0.15	449019	449022	449025	449028
R	1.50	3.00	6.00	0.20	449020	449023	449026	449029
R	1.80	3.50	6.00	-	449021	449024	449027	449030
R	2.00	4.00	6.00	-	436537	436555	431778	431779
R	2.00	4.00	6.00	0.08	441540	442181	449031	449032
R	2.00	4.00	6.00	0.15	449033	449036	449039	449066
R	2.00	4.00	6.00	0.20	449034	449037	449040	449067

Andere Ausführungen auf Anfrage
Other executions on request

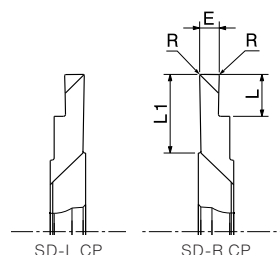
SD CP

Einstechen und Drehen mit Spanbrecher
Grooving and Turning with chipbreaker



P1	P2	P3	P4	P5	M1	M2	M3	K1	N1	N2
N3	N4	N5	N6	N7	N8	S1	S2	S3	H1	

Schruppen Roughing	▶▶				
Schlichten Finishing	▶▶▶				



Dir.	E	L	L1	R	Unbeschichtet Uncoated Art. N°	DWS Art. N°	D30 Art. N°	D60 Art. N°
------	---	---	----	---	--------------------------------------	----------------	----------------	----------------

SD8-L CP

L	1.00	4.00	6.00	-	449035	449038	449041	449068
L	1.00	4.00	6.00	0.08	442189	442197	449042	449069
L	1.00	4.00	6.00	0.20	449093	449094	449043	449070
L	1.20	4.00	6.00	-	449095	449096	449044	449071
L	1.20	4.00	6.00	0.08	442190	442198	449045	449072
L	1.50	4.00	6.00	-	449097	449098	449046	449073
L	1.50	4.00	6.00	0.08	442191	442199	449047	449074
L	1.50	4.00	6.00	0.15	449099	449102	449048	449075
L	1.50	4.00	6.00	0.20	449100	449103	449049	449076
L	1.80	4.50	6.00	-	449101	449104	449050	449077
L	2.00	5.00	6.00	-	442192	442200	449051	449078
L	2.00	5.00	6.00	0.08	449105	449107	449052	449079
L	2.00	5.00	6.00	0.15	449106	449108	449053	449080
L	2.00	5.00	6.00	0.20	442193	442201	449054	449081
L	2.50	6.00	6.00	-	442194	442202	449055	449082
L	2.50	6.00	6.00	0.08	449109	449114	449056	449083
L	2.50	6.00	6.00	0.15	449110	449115	449057	449084
L	2.50	6.00	6.00	0.20	449111	449116	449058	449085
L	2.50	6.00	6.00	0.35	449112	449117	449059	449086


SD8P-L CP

L	3.00	6.00	6.00	-	449149	449163	449177	449201
L	3.00	6.00	6.00	0.08	449150	449164	449178	449202
L	3.00	6.00	6.00	0.15	449151	449165	449179	449203
L	3.00	6.00	6.00	0.20	449152	449166	449180	449204
L	3.00	6.00	6.00	0.40	449153	449167	449181	449205

Andere Ausführungen auf Anfrage
Other executions on request

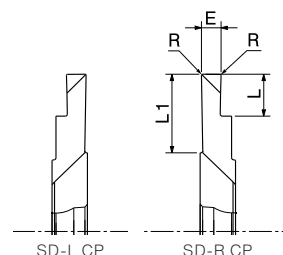
SD CP

Einstecken und Drehen mit Spanbrecher
Grooving and Turning with chipbreaker



P1	P2	P3	P4	P5	M1	M2	M3	K1	N1	N2
N3	N4	N5	N6	N7	N8	S1	S2	S3	H1	

Schruppen Roughing	▶▶				
Schlichten Finishing	▶▶▶				



Dir.	E	L	L1	R	Unbeschichtet Uncoated Art. N°	DWS Art. N°	D30 Art. N°	D60 Art. N°
------	---	---	----	---	--------------------------------------	----------------	----------------	----------------

SD8-R CP

R	1.00	4.00	6.00	-	449113	449118	449060	449087
R	1.00	4.00	6.00	0.08	441541	442195	449061	449088
R	1.00	4.00	6.00	0.20	449119	449121	449062	449089
R	1.20	4.00	6.00	-	449120	449122	449063	449090
R	1.20	4.00	6.00	0.08	441542	442196	449064	449091
R	1.50	4.00	6.00	-	449123	449124	449065	449092
R	1.50	4.00	6.00	0.08	436538	436556	431781	431782
R	1.50	4.00	6.00	0.15	449125	449128	449131	449134
R	1.50	4.00	6.00	0.20	449126	449129	449132	449135
R	1.80	4.50	6.00	-	449127	449130	449133	449136
R	2.00	5.00	6.00	-	436539	436557	431784	431785
R	2.00	5.00	6.00	0.08	449137	449139	449141	449143
R	2.00	5.00	6.00	0.15	449138	449140	449142	449144
R	2.00	5.00	6.00	0.20	436540	436558	431787	431788
R	2.50	6.00	6.00	-	436541	436559	431790	431791
R	2.50	6.00	6.00	0.08	449145	449159	449173	449197
R	2.50	6.00	6.00	0.15	449146	449160	449174	449198
R	2.50	6.00	6.00	0.20	449147	449161	449175	449199
R	2.50	6.00	6.00	0.35	449148	449162	449176	449200


SD8P-R CP

R	3.00	6.00	6.00	-	449154	449168	449182	449206
R	3.00	6.00	6.00	0.08	449155	449169	449183	449207
R	3.00	6.00	6.00	0.15	449156	449170	449184	449208
R	3.00	6.00	6.00	0.20	449157	449171	449185	449209
R	3.00	6.00	6.00	0.40	449158	449172	449186	449210

Andere Ausführungen auf Anfrage
Other executions on request

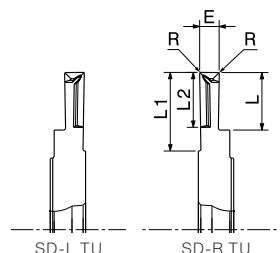
SD TU

Einstechen und Drehen mit Spanbrecher
Grooving and Turning with chipbreaker



P1	P2	P3	P4	P5	M1	M2	M3	K1	N1	N2
N3	N4	N5	N6	N7	N8	S1	S2	S3	H1	

Schruppen Roughing	▶▶▶				
Schlichten Finishing	▶▶				



Dir.	E	L	L1	L2	R	Unbeschichtet Uncoated Art. N°	DWS Art. N°	D30 Art. N°	D60 Art. N°
------	---	---	----	----	---	--------------------------------------	----------------	----------------	----------------


SD6-L TU & SD6-R TU

L	0.50	2.00	6.00	2.00	0.01	442206	442217	449187	449211
L	0.80	2.50	6.00	2.50	0.01	442207	442218	449188	449212
L	1.00	3.00	6.00	3.00	0.01	442208	442219	449189	449213
L	1.20	4.00	6.00	4.00	0.01	442209	442220	449190	449214
L	1.50	4.00	6.00	4.00	0.01	442210	442221	449191	449215
L	1.50	4.00	6.00	4.00	0.08	442211	442222	449192	449216
L	2.00	5.00	6.00	5.00	0.01	442212	442223	449193	449217
L	2.00	5.00	6.00	5.00	0.08	442213	442224	449194	449218
R	0.50	2.00	6.00	2.00	0.01	441543	442214	449195	449219
R	0.80	2.50	6.00	2.50	0.01	441544	442215	449196	449220
R	1.00	3.00	6.00	3.00	0.01	436501	436565	432613	432614
R	1.20	4.00	6.00	4.00	0.01	441545	442216	449221	449222
R	1.50	4.00	6.00	4.00	0.01	436502	436566	432616	432617
R	1.50	4.00	6.00	4.00	0.08	436503	436567	432619	432620
R	2.00	5.00	6.00	5.00	0.01	436504	436568	432622	432623
R	2.00	5.00	6.00	5.00	0.08	436505	436569	432625	432626

Andere Ausführungen auf Anfrage
Other executions on request

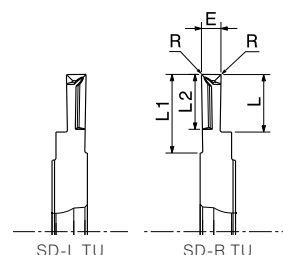
SD TU

Einstecken und Drehen mit Spanbrecher
Grooving and Turning with chipbreaker



P1	P2	P3	P4	P5	M1	M2	M3	K1	N1	N2
N3	N4	N5	N6	N7	N8	S1	S2	S3	H1	

Schruppen Roughing	▶▶▶				
Schlichten Finishing	▶▶				



Dir.	E	L	L1	L2	R	Unbeschichtet Uncoated Art. N°	DWS Art. N°	D30 Art. N°	D60 Art. N°
------	---	---	----	----	---	--------------------------------------	----------------	----------------	----------------


SD8-L TU & SD8-R TU

L	1.00	5.00	8.00	5.00	0.03	442226	442236	449223	449234
L	1.20	5.00	8.00	5.00	0.03	442227	442237	449224	449235
L	1.50	5.00	8.00	5.00	0.03	442228	442238	449225	449236
L	1.50	5.00	8.00	5.00	0.08	449245	449246	449226	449237
L	2.00	5.00	8.00	5.00	0.08	442229	442239	449227	449238
L	2.00	5.00	8.00	5.00	0.20	442230	442240	449228	449239
L	2.50	6.00	8.00	6.00	0.03	442231	442241	449229	449240
L	2.50	6.00	8.00	6.00	0.08	442232	442242	449230	449241
L	2.50	6.00	8.00	6.00	0.20	442233	442243	449231	449242
R	1.00	5.00	8.00	5.00	0.03	441546	442234	449232	449243
R	1.20	5.00	8.00	5.00	0.03	441547	442235	449233	449244
R	1.50	5.00	8.00	5.00	0.03	436506	436570	432628	432629
R	1.50	5.00	8.00	5.00	0.08	449247	449248	449249	449250
R	2.00	5.00	8.00	5.00	0.08	436507	436571	432631	432632
R	2.00	5.00	8.00	5.00	0.20	436508	436572	432634	432635
R	2.50	6.00	8.00	6.00	0.03	436509	436573	432637	432638
R	2.50	6.00	8.00	6.00	0.08	436510	436574	432640	432641
R	2.50	6.00	8.00	6.00	0.20	436511	436575	432643	432644

Andere Ausführungen auf Anfrage
Other executions on request

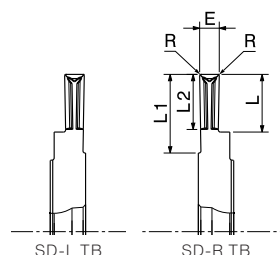
SD TB

Einstecken und Drehen mit Spanbrecher
Grooving and Turning with chipbreaker



P1	P2	P3	P4	P5	M1	M2	M3	K1	N1	N2
N3	N4	N5	N6	N7	N8	S1	S2	S3	H1	

Schruppen <i>Roughing</i>	▶▶▶							27
Schlichten <i>Finishing</i>	▶▶							



Dir.	E	L	L1	L2	R	Unbeschichtet <i>Uncoated</i> Art. N°	DWS Art. N°	D30 Art. N°	D60 Art. N°
------	---	---	----	----	---	---	----------------	----------------	----------------

SD6-L TB & SD6-R TB

L	1.50	4.00	6.00	4.00	0.03	442244	442248	453891	453892
L	1.50	4.00	6.00	4.00	0.08	442245	442249	449251	449254
L	2.00	5.00	6.00	5.00	0.03	442246	442250	449252	449255
L	2.00	5.00	6.00	5.00	0.08	442247	442251	449253	449256
R	1.50	4.00	6.00	4.00	0.03	436512	436576	432646	432647
R	1.50	4.00	6.00	4.00	0.08	436513	436577	432649	432650
R	2.00	5.00	6.00	5.00	0.03	436514	436578	432652	432653
R	2.00	5.00	6.00	5.00	0.08	436515	436579	432655	432656

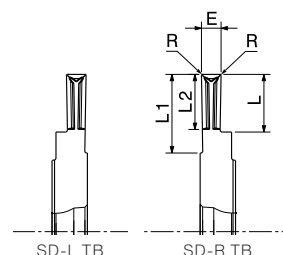

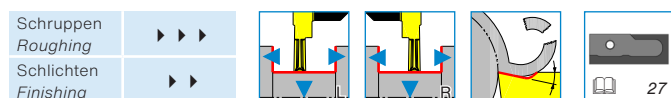
Andere Ausführungen auf Anfrage
Other executions on request

SD TB

Einstecken und Drehen mit Spanbrecher
Grooving and Turning with chipbreaker



P1	P2	P3	P4	P5	M1	M2	M3	K1	N1	N2
N3	N4	N5	N6	N7	N8	S1	S2	S3	H1	



Dir.	E	L	L1	L2	R	Unbeschichtet Uncoated Art. N°	DWS Art. N°	D30 Art. N°	D60 Art. N°
------	---	---	----	----	---	--------------------------------------	----------------	----------------	----------------

SD8-L TB

L	1.50	4.00	8.00	4.00	0.08	442252	442257	449257	454797
L	2.00	5.00	8.00	5.00	0.08	442253	442258	449258	449264
L	2.00	5.00	8.00	5.00	0.15	442254	442259	449259	449265
L	2.00	5.00	8.00	5.00	0.35	449270	449271	449260	449266
L	2.50	6.00	8.00	6.00	0.08	442255	442260	449261	449267
L	2.50	6.00	8.00	6.00	0.15	442256	442261	449262	449268
L	2.50	6.00	8.00	6.00	0.35	449272	449273	449263	449269


SD8P-L TB

L	3.00	6.00	8.00	6.00	0.08	449279	449286	449293	449310
L	3.00	6.00	8.00	6.00	0.15	449280	449287	449294	449311
L	3.00	6.00	8.00	6.00	0.35	449281	449288	449295	449312

Andere Ausführungen auf Anfrage
Other executions on request

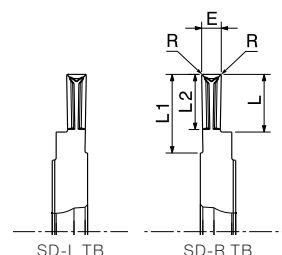
SD TB

Einstecken und Drehen mit Spanbrecher
Grooving and Turning with chipbreaker



P1	P2	P3	P4	P5	M1	M2	M3	K1	N1	N2
N3	N4	N5	N6	N7	N8	S1	S2	S3	H1	

Schruppen <i>Roughing</i>	▶▶▶				
Schlichten <i>Finishing</i>	▶▶				



Dir.	E	L	L1	L2	R	Unbeschichtet <i>Uncoated</i> Art. N°	DWS Art. N°	D30 Art. N°	D60 Art. N°
------	---	---	----	----	---	---	----------------	----------------	----------------

SD8-R TB

R	1.50	4.00	8.00	4.00	0.08	436516	436580	432658	432659
R	2.00	5.00	8.00	5.00	0.08	436517	436581	432661	432662
R	2.00	5.00	8.00	5.00	0.15	436518	436582	432664	432665
R	2.00	5.00	8.00	5.00	0.35	449274	449275	449276	449277
R	2.50	6.00	8.00	6.00	0.08	436519	436583	432667	432668
R	2.50	6.00	8.00	6.00	0.15	436520	436584	432670	432671
R	2.50	6.00	8.00	6.00	0.35	449278	449285	449292	449309

SD8P-R TB

R	3.00	6.00	8.00	6.00	0.08	449282	449289	449296	449313
R	3.00	6.00	8.00	6.00	0.15	449283	449290	449297	449314
R	3.00	6.00	8.00	6.00	0.35	449284	449291	449298	449315

Andere Ausführungen auf Anfrage
Other executions on request

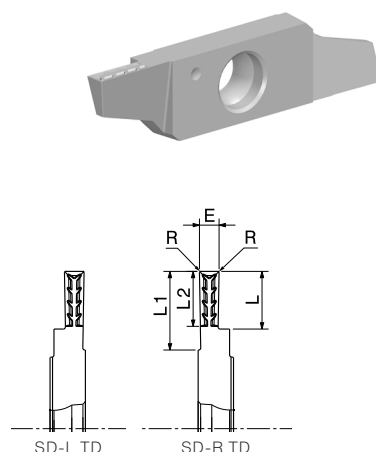
SD TD

Einstecken und Drehen mit Spanbrecher
Grooving and Turning with chipbreaker



P1	P2	P3	P4	P5	M1	M2	M3	K1	N1	N2
N3	N4			N7	N8	S1	S2	S3	H1	H2

Schruppen Roughing	▶▶▶				
Schlichten Finishing	▶▶				



Dir.	E	L	L1	L2	R	Unbeschichtet Uncoated Art. N°	DWS Art. N°	D30 Art. N°	D60 Art. N°
------	---	---	----	----	---	--------------------------------------	----------------	----------------	----------------


SD6-L TD & SD6-R TD

L	0.50	2.00	6.00	2.00	0.01	442262	442273	449299	449316
L	0.80	2.50	6.00	2.50	0.01	442263	442274	449300	449317
L	1.00	3.00	6.00	3.00	0.01	442264	442275	449301	449318
L	1.20	4.00	6.00	4.00	0.01	442265	442276	449302	449319
L	1.50	4.00	6.00	4.00	0.01	442266	442277	449303	449320
L	1.50	4.00	6.00	4.00	0.08	442267	442278	449304	449321
L	2.00	5.00	6.00	5.00	0.01	442268	442279	449305	449322
L	2.00	5.00	6.00	5.00	0.08	442269	442280	449306	449323
R	0.50	2.00	6.00	2.00	0.01	441548	442270	449307	449324
R	0.80	2.50	6.00	2.50	0.01	441549	442271	449308	449325
R	1.00	3.00	6.00	3.00	0.01	436521	436585	432673	432674
R	1.20	4.00	6.00	4.00	0.01	441550	442272	449326	449327
R	1.50	4.00	6.00	4.00	0.01	436522	436586	432676	432677
R	1.50	4.00	6.00	4.00	0.08	436523	436587	432679	432680
R	2.00	5.00	6.00	5.00	0.01	436524	436588	432682	432683
R	2.00	5.00	6.00	5.00	0.08	436525	436589	432685	432686

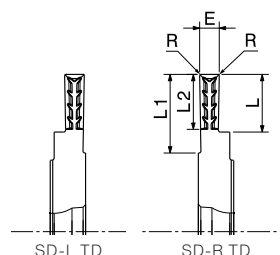
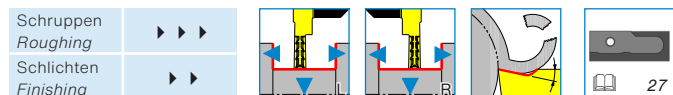
Andere Ausführungen auf Anfrage
Other executions on request

SD TD

Einstecken und Drehen mit Spanbrecher
Grooving and Turning with chipbreaker



P1	P2	P3	P4	P5	M1	M2	M3	K1	N1	N2
N3	N4			N7	N8	S1	S2	S3	H1	H2



Dir.	E	L	L1	L2	R	Unbeschichtet Uncoated Art. N°	DWS Art. N°	D30 Art. N°	D60 Art. N°
------	---	---	----	----	---	--------------------------------------	----------------	----------------	----------------

SD8-L TD

L	1.00	3.00	8.00	3.00	0.03	442281	442294	449328	449341
L	1.20	3.50	8.00	3.50	0.03	442282	442295	449329	449342
L	1.50	4.00	8.00	4.00	0.03	442283	442296	449330	449343
L	1.50	4.00	8.00	4.00	0.08	442284	442297	449331	449344
L	1.50	4.00	8.00	4.00	0.20	450462	450463	449332	449345
L	2.00	5.00	8.00	5.00	0.08	442285	442298	449333	449346
L	2.00	5.00	8.00	5.00	0.20	442286	442299	449334	449347
L	2.50	6.00	8.00	6.00	0.03	442287	442300	449335	449348
L	2.50	6.00	8.00	6.00	0.08	442288	442301	449336	449349
L	2.50	6.00	8.00	6.00	0.20	442289	442302	449337	449350
L	2.50	6.00	8.00	6.00	0.40	442290	442303	449338	449351

SD8P-L TD

L	3.00	6.00	8.00	6.00	0.08	449532	449526	449442	449360
L	3.00	6.00	8.00	6.00	0.20	449533	449527	449443	449361
L	3.00	6.00	8.00	6.00	0.40	449534	449528	449444	449362

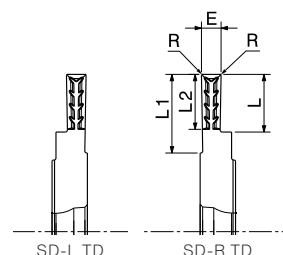

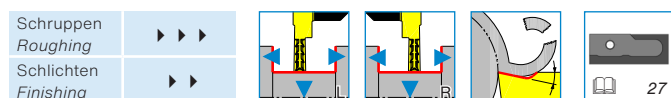
Andere Ausführungen auf Anfrage
Other executions on request

SD TD

Einstecken und Drehen mit Spanbrecher
Grooving and Turning with chipbreaker



P1	P2	P3	P4	P5	M1	M2	M3	K1	N1	N2
N3	N4			N7	N8	S1	S2	S3	H1	H2



Dir.	E	L	L1	L2	R	Unbeschichtet Uncoated Art. N°	DWS Art. N°	D30 Art. N°	D60 Art. N°
------	---	---	----	----	---	--------------------------------------	----------------	----------------	----------------

SD8-R TD

R	1.00	3.00	8.00	3.00	0.03	441551	442292	449339	449352
R	1.20	3.50	8.00	3.50	0.03	441552	442293	449340	449353
R	1.50	4.00	8.00	4.00	0.03	436526	436590	432688	432689
R	1.50	4.00	8.00	4.00	0.08	436527	436591	432691	432692
R	1.50	4.00	8.00	4.00	0.20	449354	449355	449356	449357
R	2.00	5.00	8.00	5.00	0.08	436528	436592	432694	432695
R	2.00	5.00	8.00	5.00	0.20	436529	436593	432697	432698
R	2.50	6.00	8.00	6.00	0.03	436530	436594	432700	432701
R	2.50	6.00	8.00	6.00	0.08	436531	436595	432703	432704
R	2.50	6.00	8.00	6.00	0.20	436532	436596	432706	432707
R	2.50	6.00	8.00	6.00	0.40	441553	442291	449358	449359

SD8P-R TD

R	3.00	6.00	8.00	6.00	0.08	449535	449529	449445	449363
R	3.00	6.00	8.00	6.00	0.20	449536	449530	449446	449364
R	3.00	6.00	8.00	6.00	0.40	449537	449531	449447	449365

Andere Ausführungen auf Anfrage
Other executions on request

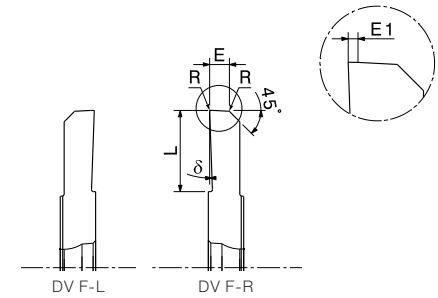

DV F

Vorwärts Drehen mit Wiper
Front turning with wiper



P1	P2	P3	P4	P5	M1	M2	M3	K1	N1	N2
N3	N4	N5	N6	N7		S1	S2	S3	H1	H2

Schruppen Roughing	▶			
Schlichten Finishing	▶▶▶			



Dir.	E	E1	L	R	δ	Unbeschichtet Uncoated Art. N°	DWS Art. N°	D30 Art. N°	D60 Art. N°
------	---	----	---	---	---	--------------------------------------	----------------	----------------	----------------

DV6F-L & DV6F-R

L	1.50	0.30	6.00	-	-	442559	442568	449448	449366
L	1.50	0.30	6.00	0.03	-	442561	442569	449449	449367
L	1.50	0.30	6.00	0.08	-	442563	442570	449450	449368
L	1.50	0.30	6.00	-	2.0°	443025	443033	449451	449369
L	1.50	0.30	6.00	0.03	2.0°	443026	443965	449452	449370
L	1.50	0.30	6.00	0.08	2.0°	443027	443034	449453	449371
R	1.50	0.30	6.00	-	-	442565	442571	449454	449372
R	1.50	0.30	6.00	0.03	-	442566	442572	449455	449373
R	1.50	0.30	6.00	0.08	-	442567	442573	449456	449374
R	1.50	0.30	6.00	-	2.0°	443029	443035	449457	449375
R	1.50	0.30	6.00	0.03	2.0°	443030	443036	449458	449376
R	1.50	0.30	6.00	0.08	2.0°	443031	443037	449459	449377

Andere Ausführungen auf Anfrage
Other executions on request

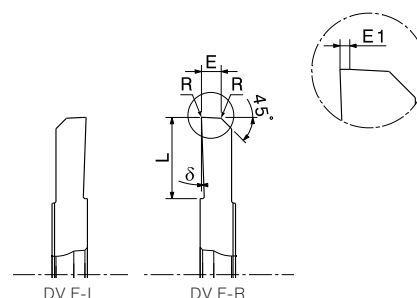

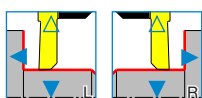
DV F

Vorwärts Drehen mit Wiper
Front turning with wiper



P1	P2	P3	P4	P5	M1	M2	M3	K1	N1	N2
N3	N4	N5	N6	N7		S1	S2	S3	H1	H2

Schruppen Roughing	▶
Schlichten Finishing	▶▶▶



Dir.	E	E1	L	R	δ	Unbeschichtet Uncoated Art. N°	DWS Art. N°	D30 Art. N°	D60 Art. N°
------	---	----	---	---	---	--------------------------------------	----------------	----------------	----------------


DV8F-L & DV8F-R

L	2.00	0.50	8.00	-	-	442530	442549	449460	449378
L	2.00	0.50	8.00	0.03	-	442532	442551	449461	449379
L	2.00	0.50	8.00	0.08	-	442533	442552	449462	449380
L	2.00	0.50	8.00	0.20	-	443966	442535	449463	449381
L	2.00	0.50	8.00	-	3.0°	442536	443038	449464	449382
L	2.00	0.50	8.00	0.03	3.0°	442537	443039	449465	449383
L	2.00	0.50	8.00	0.08	3.0°	442538	443040	449466	449384
L	2.00	0.50	8.00	0.20	3.0°	442539	443041	449467	449385
R	2.00	0.50	8.00	-	-	442531	442554	449468	449386
R	2.00	0.50	8.00	0.03	-	443980	442540	449469	449387
R	2.00	0.50	8.00	0.08	-	442541	442555	449470	449388
R	2.00	0.50	8.00	0.20	-	453893	442542	449471	449389
R	2.00	0.50	8.00	-	3.0°	442543	443043	449472	449390
R	2.00	0.50	8.00	0.03	3.0°	442544	443044	449473	449391
R	2.00	0.50	8.00	0.08	3.0°	442545	443045	449474	449392
R	2.00	0.50	8.00	0.20	3.0°	442546	443046	449475	449393

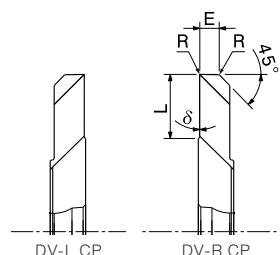
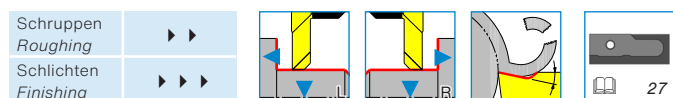
Andere Ausführungen auf Anfrage
Other executions on request

DV CP

Vorwärts Drehen mit Spanbrecher
Front turning with chipbreaker



P1	P2	P3	P4	P5	M1	M2	M3	K1	N1	N2
N3	N4	N5	N6	N7	N8	S1	S2	S3	H1	H2



Dir.	E	L	R	δ	Unbeschichtet Uncoated Art. N°	DWS Art. N°	D30 Art. N°	D60 Art. N°
------	---	---	---	----------	--------------------------------------	----------------	----------------	----------------

DV6-L CP & DV6-R CP

L	1.50	4.50	-	-	442574	443051	449476	449394
L	1.50	4.50	0.03	-	443047	443053	449477	449395
L	1.50	4.50	0.08	-	443048	443054	449478	449396
R	1.50	4.50	-	-	443052	443055	449479	449397
R	1.50	4.50	0.03	-	443049	443056	449480	449398
R	1.50	4.50	0.08	-	443050	443057	449481	449399

DV8-L CP & DV8-R CP

L	2.00	7.00	-	-	443058	443064	449482	449400
L	2.00	7.00	0.03	-	443059	443065	449483	449401
L	2.00	7.00	0.08	-	443060	443066	449484	449402
R	2.00	7.00	-	-	443061	443067	449485	449403
R	2.00	7.00	0.03	-	443062	443068	449486	449404
R	2.00	7.00	0.08	-	443063	443069	449487	449405

Andere Ausführungen auf Anfrage
Other executions on request

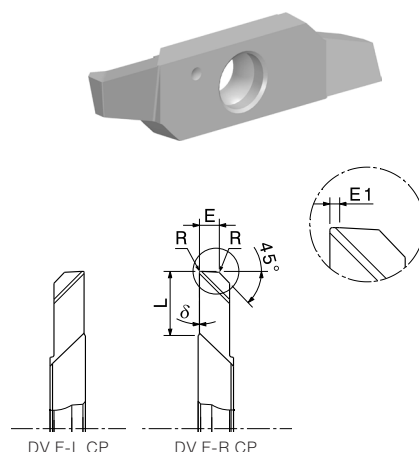
DV F CP

Vorwärts Drehen mit Spanbrecher und Wiper
Front turning with chipbreaker and wiper



P1	P2	P3	P4	P5	M1	M2	M3	K1	N1	N2
N3	N4	N5	N6	N7	N8	S1	S2	S3	H1	H2

Schruppen Roughing	▶▶					27
Schlichten Finishing	▶▶▶					



Dir.	E	E1	L	R	δ	Unbeschichtet Uncoated Art. N°	DWS Art. N°	D30 Art. N°	D60 Art. N°
------	---	----	---	---	---	--------------------------------------	----------------	----------------	----------------

DV6F-L CP & DV6F-R CP

L	1.50	0.30	4.50	-	-	443070	443077	449488	449406
L	1.50	0.30	4.50	0.03	-	443071	443078	449489	449407
L	1.50	0.30	4.50	0.08	-	443072	443079	449490	449408
R	1.50	0.30	4.50	-	-	443074	443080	449491	452877
R	1.50	0.30	4.50	0.03	-	443075	443081	449492	449410
R	1.50	0.30	4.50	0.08	-	443076	443130	449493	449411


DV8F-L CP & DV8F-R CP

L	2.00	0.50	7.00	-	-	443082	443090	449494	449412
L	2.00	0.50	7.00	0.03	-	443083	443091	449495	449413
L	2.00	0.50	7.00	0.08	-	443084	443092	449496	449414
L	2.00	0.50	7.00	0.20	-	443085	443093	449497	449415
R	2.00	0.50	7.00	-	-	443086	443094	449498	449416
R	2.00	0.50	7.00	0.03	-	443087	443095	449499	449417
R	2.00	0.50	7.00	0.08	-	443088	443096	449500	449418
R	2.00	0.50	7.00	0.20	-	443089	443097	449501	449419

Andere Ausführungen auf Anfrage
Other executions on request

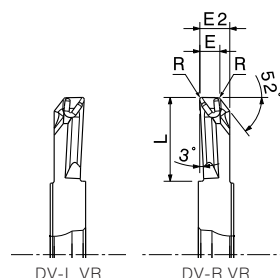
DV VR

Vorwärts Drehen mit Spanbrecher
Front turning with chipbreaker



P1	P2	P3	P4	P5	M1	M2	M3	K1	N1	N2
N3	N4	N5	N6	N7	N8	S1	S2	S3	H1	H2

Schruppen Roughing	▶▶▶				
Schlichten Finishing	▶▶▶				



Dir.	E	E2	L	R	Unbeschichtet Uncoated Art. N°	DWS Art. N°	D30 Art. N°	D60 Art. N°
------	---	----	---	---	--------------------------------------	----------------	----------------	----------------

DV6-L VR & DV6-R VR

L	1.50	2.30	6.00	-	443098	443104	449502	449420
L	1.50	2.30	6.00	0.08	443099	443105	449503	449421
L	1.50	2.30	6.00	0.20	443100	443106	449504	449422
R	1.50	2.30	6.00	-	443101	443107	449505	449423
R	1.50	2.30	6.00	0.08	443102	443108	449506	449424
R	1.50	2.30	6.00	0.20	443103	443109	449507	449425


DV8-L VR & DV8-R VR

L	1.50	2.85	8.00	0.08	443110	443114	449508	449426
L	1.50	2.85	8.00	0.20	443111	443115	449509	449427
R	1.50	2.85	8.00	0.08	443112	443116	449510	449428
R	1.50	2.85	8.00	0.20	443113	443117	449511	449429

Andere Ausführungen auf Anfrage
Other executions on request

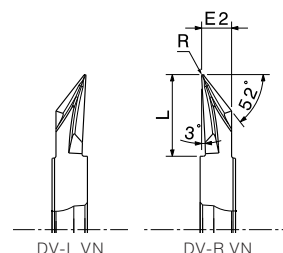
DV VN

Vorwärts Drehen mit Spanbrecher
Front turning with chipbreaker



P1	P2	P3	P4	P5	M1	M2	M3	K1	N1	N2
N3	N4	N5	N6	N7	N8	S1	S2	S3	H1	

Schruppen Roughing	▶▶				
Schlichten Finishing	▶▶▶				



Dir.	R	L	E2	Unbeschichtet Uncoated Art. N°	DWS Art. N°	D30 Art. N°	D60 Art. N°
------	---	---	----	--------------------------------------	----------------	----------------	----------------

DV6-L VN & DV6-R VN

L	0.05	6.00	2.30	443118	443124	449512	449430
L	0.08	6.00	2.30	443119	443125	449513	449431
L	0.20	6.00	2.30	443120	443126	449514	449432
R	0.05	6.00	2.30	443121	443127	449515	449433
R	0.08	6.00	2.30	443122	443128	449516	449434
R	0.20	6.00	2.30	443282	443129	449517	449435

DV8-L VN & DV8-R VN

L	0.05	8.00	2.85	443131	443137	449518	449436
L	0.08	8.00	2.85	443132	443138	449519	449437
L	0.20	8.00	2.85	443133	443139	449520	449438
R	0.05	8.00	2.85	443134	443140	449521	449439
R	0.08	8.00	2.85	443135	443141	449522	449440
R	0.20	8.00	2.85	443136	443142	449523	449441

Andere Ausführungen auf Anfrage
Other executions on request

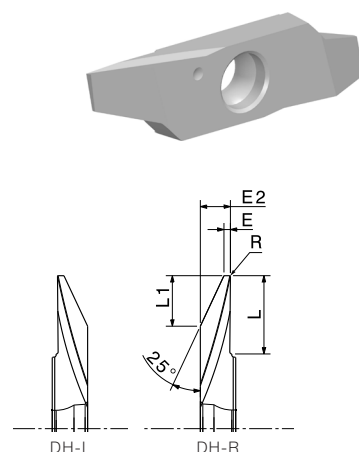
DH

Rückwärts Drehen
Back turning



P1	P2	P3	P4	P5	M1	M2	M3	K1	N1	N2
N3	N4	N5	N6	N7	N8	S1	S2	S3	H1	H2

Schruppen Roughing	▶▶▶				
Schlichten Finishing	▶▶▶				



Dir.	E	E2	L	L1	R	Unbeschichtet Uncoated Art. N°	DWS Art. N°	D30 Art. N°	D60 Art. N°
------	---	----	---	----	---	--------------------------------------	----------------	----------------	----------------

DH6-L & DH6-R

L	0.50	2.30	6.00	4.00	-	437503	444808	449524	381668
L	0.50	2.30	6.00	4.00	0.05	437504	444809	449525	389959
R	0.50	2.30	6.00	4.00	-	425771	437964	436118	381669
R	0.50	2.30	6.00	4.00	0.05	437505	437959	449538	389958
R	0.50	2.30	6.00	4.00	0.10	453919	453920	453921	391865


DH8-L & DH8-R

L	0.50	2.75	7.00	5.00	-	374680	436055	449539	374681
L	0.50	2.75	7.00	5.00	0.10	408423	444810	449540	389961
R	0.50	2.75	7.00	5.00	-	437506	436064	449541	374702
R	0.50	2.75	7.00	5.00	0.10	437507	444811	449542	389960

Andere Ausführungen auf Anfrage
Other executions on request

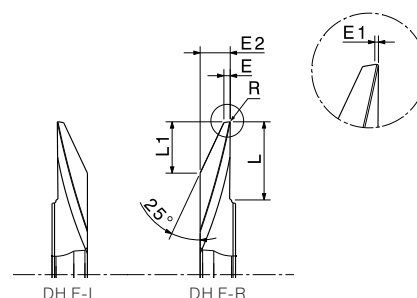
DH F

Rückwärts Drehen mit Wiper
Back turning with wiper



P1	P2	P3	P4	P5	M1	M2	M3	K1	N1	N2
N3	N4	N5	N6	N7	N8	S1	S2	S3	H1	H2

Schruppen Roughing	▶▶▶				
Schlichten Finishing	▶▶▶				



Dir.	E	E1	E2	L	L1	R	Unbeschichtet Uncoated Art. N°	DWS Art. N°	D30 Art. N°	D60 Art. N°
------	---	----	----	---	----	---	--------------------------------------	----------------	----------------	----------------

DH6F-L & DH6F-R

L	0.50	0.10	2.30	6.00	4.00	-	437508	439318	427051	381670
L	0.50	0.10	2.30	6.00	4.00	0.05	437509	444812	449543	390276
R	0.50	0.10	2.30	6.00	4.00	-	435887	434795	427052	381671
R	0.50	0.10	2.30	6.00	4.00	0.05	437510	444813	449544	390277

DH8F-L & DH8F-R

L	0.50	0.10	2.75	7.00	5.00	-	437511	444814	427091	379666
L	0.50	0.10	2.75	7.00	5.00	0.05	408424	444815	449545	390278
R	0.50	0.10	2.75	7.00	5.00	-	396261	439151	427092	377851
R	0.50	0.10	2.75	7.00	5.00	0.05	437512	441670	449546	390279

Andere Ausführungen auf Anfrage
Other executions on request

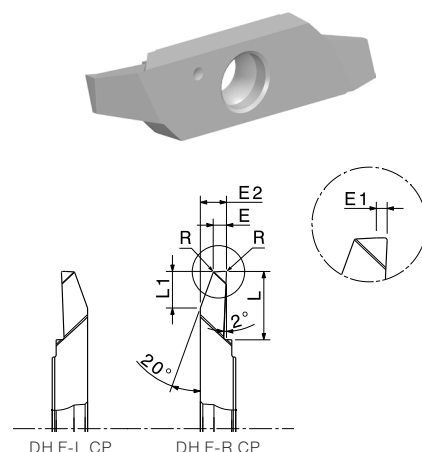
DH F CP

Rückwärts Drehen mit Spanbrecher und Wiper
Back turning with chipbreaker and wiper



P1	P2	P3	P4	P5	M1	M2	M3	K1	N1	N2
N3	N4	N5	N6	N7	N8	S1	S2	S3	H1	H2

Schruppen Roughing	▶▶				
Schlichten Finishing	▶▶▶				



Dir.	E	E1	E2	L	L1	R	Unbeschichtet Uncoated Art. N°	DWS Art. N°	D30 Art. N°	D60 Art. N°
------	---	----	----	---	----	---	--------------------------------------	----------------	----------------	----------------

DH6F-L CP & DH6F-R CP

L	0.50	0.16	1.50	3.00	2.70	-	442351	442356	449547	449552
L	0.50	0.16	1.50	3.00	2.70	0.08	442358	442361	449548	449553
L	0.80	0.26	1.80	4.00	2.70	-	442390	442392	449549	449554
L	1.00	0.33	2.00	4.00	2.70	-	442393	442394	449550	449555
L	1.20	0.40	2.20	5.00	2.70	-	442395	442396	449551	449556
R	0.50	0.16	1.50	3.00	2.70	-	436542	436560	431793	431794
R	0.50	0.16	1.50	3.00	2.70	0.08	436543	436561	431796	431797
R	0.80	0.26	1.80	4.00	2.70	-	436544	436562	431799	431800
R	1.00	0.33	2.00	4.00	2.70	-	436545	436563	431802	431803
R	1.20	0.40	2.20	5.00	2.70	-	436546	436564	431805	431806

DH8F-L CP & DH8F-R CP

L	0.85	0.40	2.35	5.00	4.10	-	442397	442399	449557	449568
L	0.85	0.40	2.35	5.00	4.10	0.08	442401	442403	449558	449569
L	1.35	0.50	2.85	6.00	4.10	-	442405	442407	449559	449570
L	1.35	0.50	2.85	6.00	4.10	0.20	442409	442411	449560	449571
R	0.85	0.40	2.35	5.00	4.10	-	442398	442400	449561	449572
R	0.85	0.40	2.35	5.00	4.10	0.08	442402	442404	449562	449573
R	1.35	0.50	2.85	6.00	4.10	-	442406	442408	449563	449574
R	1.35	0.50	2.85	6.00	4.10	0.20	442410	442412	449564	449575

Andere Ausführungen auf Anfrage
Other executions on request

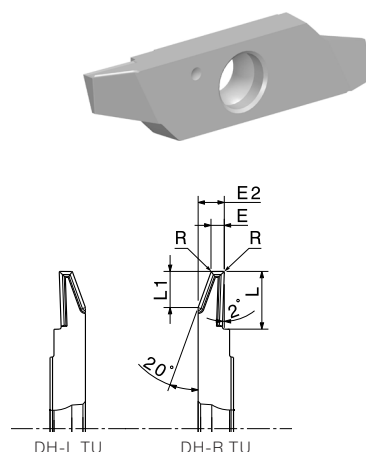
DH TU

Rückwärts Drehen mit Spanbrecher
Back turning with chipbreaker



P1	P2	P3	P4	P5	M1	M2	M3	K1	N1	N2
N3	N4	N5	N6	N7	N8	S1	S2	S3	H1	

Schruppen Roughing	▶▶				
Schlichten Finishing	▶▶▶				



Dir.	E	E2	L	L1	R	Unbeschichtet Uncoated Art. N°	DWS Art. N°	D30 Art. N°	D60 Art. N°
------	---	----	---	----	---	--------------------------------------	----------------	----------------	----------------

DH6-L TU & DH6-R TU

L	1.00	2.00	4.00	2.70	-	442413	442414	449565	449576
L	1.00	2.00	4.00	2.70	0.01	449579	449580	449566	449577
L	1.00	2.00	4.00	2.70	0.08	442415	442416	449567	449578
R	1.00	2.00	4.00	2.70	-	436613	436608	436605	436606
R	1.00	2.00	4.00	2.70	0.01	449581	449582	449583	449584
R	1.00	2.00	4.00	2.70	0.08	436614	436612	436609	436610

DH8-L TU & DH8-R TU

L	1.00	2.50	5.50	4.10	0.01	442417	442425	449585	449691
L	1.00	2.50	5.50	4.10	0.08	449733	449734	449586	449692
L	1.00	2.50	5.50	4.10	0.20	442427	442429	449587	449693
R	1.00	2.50	5.50	4.10	0.01	442424	442426	449588	449694
R	1.00	2.50	5.50	4.10	0.08	449735	449736	449589	449695
R	1.00	2.50	5.50	4.10	0.20	442428	442430	449590	449696

Andere Ausführungen auf Anfrage
Other executions on request

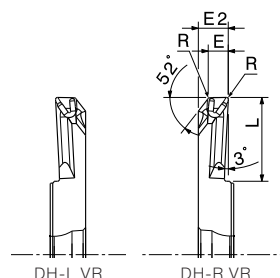

DH VR

Rückwärts Drehen mit Spanbrecher
Back turning with chipbreaker



P1	P2	P3	P4	P5	M1	M2	M3	K1	N1	N2
N3	N4	N5	N6	N7	N8	S1	S2	S3	H1	H2

Schruppen Roughing	▶▶▶					27
Schlichten Finishing	▶▶▶					



Dir.	E	E2	L	R	Unbeschichtet Uncoated Art. N°	DWS Art. N°	D30 Art. N°	D60 Art. N°
------	---	----	---	---	--------------------------------------	----------------	----------------	----------------

DH6-L VR & DH6-R VR

L	1.50	2.30	6.00	-	442435	442437	449591	449697
L	1.50	2.30	6.00	0.08	442439	442441	449592	449698
L	1.50	2.30	6.00	0.20	442443	442508	449593	449699
R	1.50	2.30	6.00	-	442436	442438	449594	449700
R	1.50	2.30	6.00	0.08	442440	442442	449595	449701
R	1.50	2.30	6.00	0.20	442507	442509	449596	449702


DH8-L VR & DH8-R VR

L	1.50	2.85	8.00	-	442445	442447	449597	449703
L	1.50	2.85	8.00	0.08	442449	442451	449598	449704
L	1.50	2.85	8.00	0.20	442510	442512	449599	449705
R	1.50	2.85	8.00	-	442446	442448	449600	449706
R	1.50	2.85	8.00	0.08	442450	442452	449601	449707
R	1.50	2.85	8.00	0.20	442511	442513	449602	449708

Andere Ausführungen auf Anfrage
Other executions on request

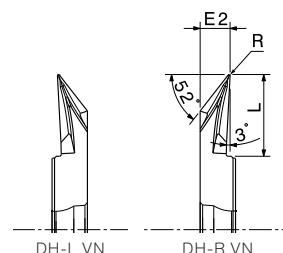
DH VN

Rückwärts Drehen mit Spanbrecher
Back turning with chipbreaker



P1	P2	P3	P4	P5	M1	M2	M3	K1	N1	N2
N3	N4	N5	N6	N7	N8	S1	S2	S3	H1	

Schruppen Roughing	▶▶				
Schlichten Finishing	▶▶▶				



Dir.	R	L	E2	Unbeschichtet Uncoated Art. N°	DWS Art. N°	D30 Art. N°	D60 Art. N°
------	---	---	----	--------------------------------------	----------------	----------------	----------------

DH6-L VN & DH6-R VN

L	0.05	6.00	2.30	442731	442801	449603	449709
L	0.08	6.00	2.30	442803	442805	449604	449710
L	0.20	6.00	2.30	442807	442809	449605	449711
R	0.05	6.00	2.30	442800	442802	449606	449712
R	0.08	6.00	2.30	442804	442806	449607	449713
R	0.20	6.00	2.30	442808	442810	449608	449714

DH8-L VN & DH8-R VN

L	0.05	8.00	2.85	442811	442813	449609	449715
L	0.08	8.00	2.85	442815	442817	449610	449716
L	0.20	8.00	2.85	442819	442821	449611	449717
R	0.05	8.00	2.85	442812	442814	449612	449718
R	0.08	8.00	2.85	442816	442818	449613	449719
R	0.20	8.00	2.85	442820	442822	449614	449720

Andere Ausführungen auf Anfrage
Other executions on request

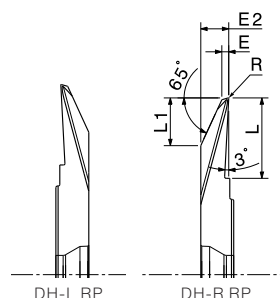

DH RP

Rückwärts Drehen mit Spanbrecher
Back turning with chipbreaker



P1	P2	P3	P4	P5	M1	M2	M3	K1	N1	N2
N3	N4	N5	N6	N7	N8	S1	S2	S3	H1	H2

Schruppen Roughing	▶▶▶					27
Schlichten Finishing	▶▶▶					



Dir.	E	E2	L	L1	R	Unbeschichtet Uncoated Art. N°	DWS Art. N°	D30 Art. N°	D60 Art. N°
------	---	----	---	----	---	--------------------------------------	----------------	----------------	----------------

DH8-L RP & DH8-R RP

L	0.70	2.85	8.00	4.80	0.03	442514	442577	449615	449721
L	0.70	2.85	8.00	4.80	0.08	442579	442581	449616	449722
L	0.70	2.85	8.00	4.80	0.20	442583	442585	449617	449723
R	0.70	2.85	8.00	4.80	0.03	442576	442578	449618	449724
R	0.70	2.85	8.00	4.80	0.08	442580	442582	449619	449725
R	0.70	2.85	8.00	4.80	0.20	442584	442586	449620	449726

Andere Ausführungen auf Anfrage
Other executions on request

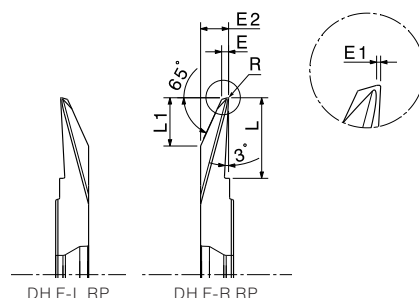

DH F RP

Rückwärts Drehen mit Spanbrecher und Wiper
Back turning with chipbreaker and wiper



P1	P2	P3	P4	P5	M1	M2	M3	K1	N1	N2
N3	N4	N5	N6	N7	N8	S1	S2	S3	H1	H2

Schruppen Roughing	▶▶▶				
Schlichten Finishing	▶▶▶				



Dir.	E	E1	E2	L	L1	R	Unbeschichtet Uncoated Art. N°	DWS Art. N°	D30 Art. N°	D60 Art. N°
------	---	----	----	---	----	---	--------------------------------------	----------------	----------------	----------------

DH8F-L RP & DH8F-R RP

L	0.70	0.12	2.85	8.00	4.80	0.03	442823	442842	449621	449727
L	0.70	0.20	2.85	8.00	4.80	0.08	442844	442846	449622	449728
L	0.70	0.30	2.85	8.00	4.80	0.20	442848	442850	449623	449729
R	0.70	0.12	2.85	8.00	4.80	0.03	442841	442843	449624	449730
R	0.70	0.20	2.85	8.00	4.80	0.08	442845	442847	449625	449731
R	0.70	0.30	2.85	8.00	4.80	0.20	442849	442851	449626	449732

Andere Ausführungen auf Anfrage
Other executions on request

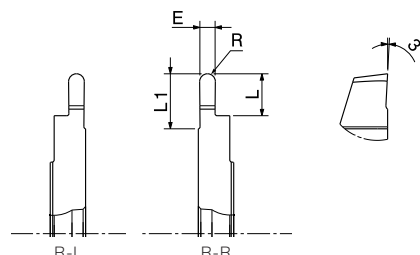

R

Radius Einstich
Radius groove



P1	P2	P3	P4	P5	M1	M2	M3	K1	N1	N2
N3	N4	N5	N6	N7	N8	S1	S2	S3	H1	H2

Schruppen Roughing	▶▶▶				
Schlichten Finishing	▶▶▶				



Dir.	R	E	L	L1	Unbeschichtet Uncoated Art. N°	DWS Art. N°	D30 Art. N°	D60 Art. N°
------	---	---	---	----	--------------------------------------	----------------	----------------	----------------

R6-L & R6-R

L	0.25	0.50	2.00	3.00	437513	443143	449627	395910
L	0.40	0.80	2.00	3.00	441562	443145	449628	449737
L	0.45	0.90	3.00	4.00	442525	443147	449629	449738
L	0.50	1.00	3.00	4.00	437514	443981	449630	395911
L	0.60	1.20	3.00	4.00	437515	443149	449631	395912
L	0.75	1.50	4.00	5.00	437516	443150	449632	395913
L	0.80	1.60	4.00	5.00	437517	443151	449633	395914
L	1.00	2.00	5.00	6.00	437518	443152	449634	395915
R	0.25	0.50	2.00	3.00	437519	443144	449635	395900
R	0.40	0.80	2.00	3.00	441563	443146	449636	449739
R	0.45	0.90	3.00	4.00	442526	443153	449637	409222
R	0.50	1.00	3.00	4.00	437520	443148	449638	395901
R	0.60	1.20	3.00	4.00	437521	443154	449639	395902
R	0.75	1.50	4.00	5.00	437522	443155	449640	395903
R	0.80	1.60	4.00	5.00	437523	443156	449641	395904
R	1.00	2.00	5.00	6.00	437524	443157	449642	395905


R8-L & R8-R

L	0.50	1.00	5.00	8.00	449740	449748	449643	449756
L	0.75	1.50	5.00	8.00	449741	449749	449644	449757
L	1.00	2.00	5.00	8.00	449742	449750	449645	449758
L	1.25	2.50	5.00	8.00	449743	449751	449646	449759
R	0.50	1.00	5.00	8.00	449744	449752	449647	449760
R	0.75	1.50	5.00	8.00	449745	449753	449648	449761
R	1.00	2.00	5.00	8.00	449746	449754	449649	449762
R	1.25	2.50	5.00	8.00	449747	449755	449650	449763

Andere Ausführungen auf Anfrage
Other executions on request

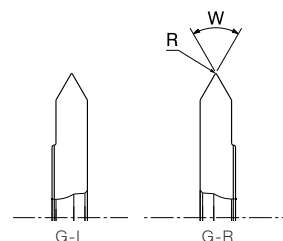
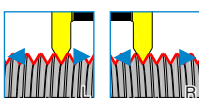
G

Gewindedrehen
Threading



P1	P2	P3	P4	P5	M1	M2	M3	K1	N1	N2
N3	N4	N5	N6	N7	N8	S1	S2	S3	H1	H2

Schruppen Roughing	▶▶▶
Schlichten Finishing	▶▶▶



Dir.	W	R	Unbeschichtet Uncoated Art. N°	DWS Art. N°	D30 Art. N°	D60 Art. N°
------	---	---	--------------------------------------	----------------	----------------	----------------

G6-L & G6-R

L	55.0°	0.05	437525	442910	449651	381672
L	60.0°	0.05	437526	441024	449652	381673
R	55.0°	0.05	437527	442911	449653	381674
R	60.0°	0.05	437528	442913	449654	381675


G8-L & G8-R

L	55.0°	0.10	437529	442914	449655	374688
L	60.0°	0.10	437530	442916	449656	374687
R	55.0°	0.10	437531	442915	449657	374706
R	60.0°	0.10	437532	442917	449658	374705

Andere Ausführungen auf Anfrage
Other executions on request

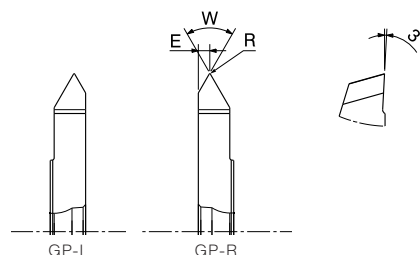
GP 60°

Gewindedrehen mit versetztem Teilprofil
Threading with shifted partial profile



P1	P2	P3	P4	P5	M1	M2	M3	K1	N1	N2
N3	N4	N5	N6	N7	N8	S1	S2	S3	H1	H2

Schruppen Roughing	▶▶▶				
Schlichten Finishing	▶▶▶				



Dir.	W	Steigung Pitch P	R	E	Unbeschichtet Uncoated Art. N°	DWS Art. N°	D30 Art. N°	D60 Art. N°
------	---	------------------------	---	---	--------------------------------------	----------------	----------------	----------------

GP6-L 60° & GP6-R 60°

L	60.0°	0.080	-	0.050	441564	441581	449659	449764
L	60.0°	0.125	-	0.075	441566	441583	449660	449765
L	60.0°	0.175	0.02	0.125	441568	441585	449661	449766
L	60.0°	0.300	0.02	0.225	441571	441587	449662	449767
L	60.0°	0.500	0.06	0.400	441573	441589	449663	449768
L	60.0°	1.000	0.10	0.875	441575	441591	449664	449769
R	60.0°	0.080	-	0.050	441565	441582	449665	449770
R	60.0°	0.125	-	0.075	441567	441584	449666	449771
R	60.0°	0.175	0.02	0.125	441570	441586	449667	449772
R	60.0°	0.300	0.02	0.225	441572	441588	449668	449773
R	60.0°	0.500	0.06	0.400	441574	441590	449669	449774
R	60.0°	1.000	0.10	0.875	441576	441592	449670	449775


GP8-L 60° & GP8-R 60°

L	60.0°	1.000	0.10	0.875	441577	441593	449683	449788
L	60.0°	2.000	0.20	1.500	441579	441595	449684	449789
R	60.0°	1.000	0.10	0.875	441578	441594	449685	449790
R	60.0°	2.000	0.20	1.500	441580	441596	449686	449791

Andere Ausführungen auf Anfrage
Other executions on request

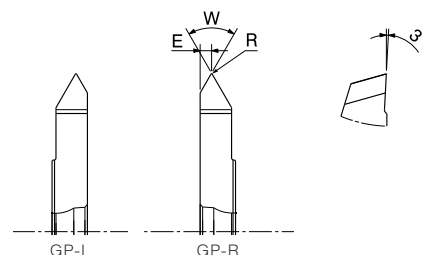
GP 55°

Gewindedrehen mit versetztem Teilprofil
 Threading with shifted partial profile



P1	P2	P3	P4	P5	M1	M2	M3	K1	N1	N2
N3	N4	N5	N6	N7	N8	S1	S2	S3	H1	H2

Schruppen Roughing	▶▶▶				
Schlichten Finishing	▶▶▶				


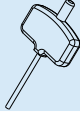


Dir.	W	Steigung Pitch P	R	E	Unbeschichtet Uncoated Art. N°	DWS Art. N°	D30 Art. N°	D60 Art. N°
GP6-L 55° & GP6-R 55°								
L	55.0°	0.080	-	0.050	449796	449808	449671	449776
L	55.0°	0.125	-	0.075	449797	449809	449672	449777
L	55.0°	0.175	0.02	0.125	449798	449810	449673	449778
L	55.0°	0.300	0.02	0.225	449799	449811	449674	449779
L	55.0°	0.500	0.06	0.400	449800	449812	449675	449780
L	55.0°	1.000	0.10	0.875	449801	449813	449676	449781
GP8-L 55° & GP8-R 55°								
L	55.0°	1.000	0.10	0.875	449820	449825	449687	449792
L	55.0°	2.000	0.20	1.500	449821	449826	449688	449793
R	55.0°	1.000	0.10	0.875	449822	449827	449689	449794
R	55.0°	2.000	0.20	1.500	449823	449828	449690	449795

Andere Ausführungen auf Anfrage
 Other executions on request

TURNDEC

Ersatzteile und Zubehör
Spare parts and accessories

Bezeichnung Designation		
------------------------------------	---	---

Schraube und Schraubenzieher für Wendeschneidplatten Screw and screwdriver for inserts

L6 & R6	TP7 M2.5 x 6.5	381683	TP7	436799
L8 & R8	TP15 M3.5 x 9.0	374757	TP15	436801
R10	TP15 M4.0 x 10.0	431980	TP15	436801

Bezeichnung Designation			
------------------------------------	---	--	---

Ersatzteile für Werkzeughalter mit Innenkühlung Parts for toolholders with integrated coolant

L* & R* 10x10x120-C	455331 / 456568	T6	305184	450451
L* & R* 12x12x120-C	455331 / 456569	T6	305184	450451
L* & R* 16x16x120-C	455331 / 455037	T6	305184	450451

Bezeichnung Designation			
------------------------------------	---	--	---

Ersatzteile für Schnellwechsellköpfe mit Innenkühlung Parts for toolholders with quick-change heads function and integrated coolant

L* & R* 10x10x*-Q	455331 / 456568	T6	305184	450442
L* & R* 12x12x*-Q	455331 / 456569	T6	305184	450443
L* & R* 16x16x*-Q	455331 / 455037	T6	305184	450444

Bezeichnung Designation				
------------------------------------	---	---	---	---

Ersatzteile für Grundhalter der Schnellwechsellköpfe Parts for quick-change toolholder heads

Q10	450453	450456	450459	450451
Q12	450454	450457	450459	450451
Q16	450455	450458	450460	450451

Anfrage / Request

Bestellung / Order

Kundendaten
Customer data

Firma / Company : _____

Kontakt / Contact : _____

Adresse / Address : _____

Telefon / Telephone : _____

E-mail / E-mail : _____

Datum / Date : _____

Maschinentyp
Type of machine

Werkstoff
Material

N°: _____

Bezeichnung / Designation : _____

Werkzeughalter
Tool holder

Dimensionen / Dimensions: _____

Richtung / Direction :

Links / Left Rechts / Right

Ausführung / Execution :

Standard / Standard

Innenkühlung / Inner cooling

Schnellwechselsystem / Quick-change system

Wendeschneidplatten
Inserts

Turndec 6

Turndec 8

Turndec 8P

Turndec 10

Richtung / Direction:

Links / Left Rechts / Right

Beschichtung / Coating : _____

Zusätzliche Angaben / Further indications :

Skizze :
Sketch :

Anzahl Wendeschneidplatten :
Number of inserts : _____

Anzahl Werkzeughalter :
Number of tool holders : _____


Unterschrift Kunde :
Customer signature : _____



DIAMETAL

TURNDEC FINECUT














Komplettes Mikrodrehsystem für Abstechen, Drehen,
Gewindedrehen und Einstiche
*Complete micromachining system for parting off, turning,
threading and groove*



Swiss Cutting Tool

TURNDEC FINECUT

Inhaltverzeichnis
Table of contents

	Kodierung <i>Codification</i>		84
	Anwendungen <i>Applications</i>		86
	Stärken <i>Strengths</i>		87
	Werkzeughalter <i>Tool holder</i>		88
	Ebauche <i>Blank</i>	E6	91
	Abstechen <i>Parting off</i>	A6 FC	92
	Vorwärts Drehen <i>Front turning</i>	DV6 FC	94
	Rückwärts Drehen <i>Back turning</i>	DH6 FC	96
	Fronteinstich <i>Front groove</i>	SV6 FC	98
	Rüceinstich <i>Back groove</i>	SH6 FC	100
	Gewindedrehen NIHS <i>NIHS threading</i>	GP6 FC	102
	Ersatzteile und Zubehör <i>Spare parts and accessories</i>		104
	Formular TURNDEC FINECUT Easy Form TURNDEC FINECUT Easy		105

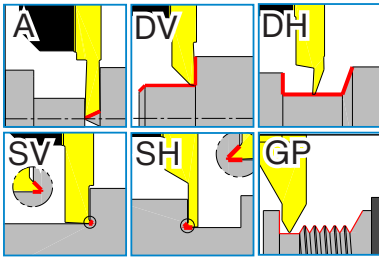
TURNDEC FINECUT

Kodierung von Wendeschneidplatte
Codification of inserts

01	6	-	02	FC	03	04	05	Art. N°
DV	6	-	R	FC	G	0.10x0.50x4.00	DWS	438475

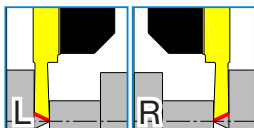
01 Anwendung

Application



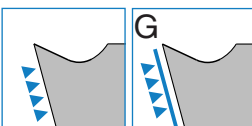
02 Richtung

Direction



03 Geschliffene Freiwinkel

Ground clearance angles



04 Dimensionen

Dimensions

05 Beschichtung

Coating

12

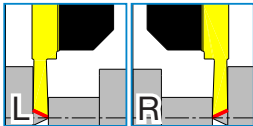
TURNDEC FINECUT

Kodierung Werkzeughalter
Codification tool holder

01	6	02	-	03	Art. N°
L	6	12x12x120	-	C	448002

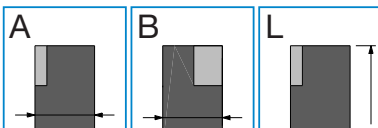
01 Richtung

Direction



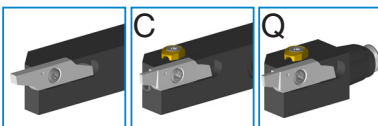
02 Dimensionen

Dimensions









03 Ausführung

Execution



TURNDEC FINECUT

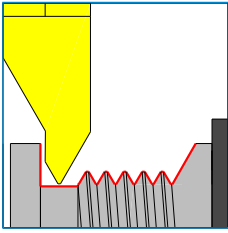
Anwendungen
Applications

Anwendung Application		Abstechen Parting off	Vorwärts Drehen Front turning	Rückwärts Drehen Back turning	Front Einstich Front groove	Rück Einstich Back groove	Gewindedrehen Threading
Funktion Function							
Bezeichnung Designation		A6 FC	DV6 FC	DH6 FC	SV6 FC	SH6 FC	GP6 FC
Schruppen Roughing		▶ ▶ ▶	▶ ▶ ▶	▶ ▶ ▶	▶ ▶ ▶	▶ ▶ ▶	▶ ▶ ▶
Schichten Finishing		▶ ▶ ▶	▶ ▶ ▶	▶ ▶ ▶	▶ ▶ ▶	▶ ▶ ▶	▶ ▶ ▶
ISO		92	94	96	98	100	102
Werkstoffe Materials							
P	P1	Automatenstahl Free-cutting steel	▶ ▶ ▶	▶ ▶ ▶	▶ ▶ ▶	▶ ▶ ▶	▶ ▶ ▶
	P2	Automatenstahl bleifrei Lead-free free-cutting steel	▶ ▶ ▶	▶ ▶ ▶	▶ ▶ ▶	▶ ▶ ▶	▶ ▶ ▶
	P3	Unlegierter Stahl (Rm < 800 N/mm ²) Unalloyed steel (Rm < 800 N/mm ²)	▶ ▶ ▶	▶ ▶ ▶	▶ ▶ ▶	▶ ▶ ▶	▶ ▶ ▶
	P4	Niedriglegierter Stahl (Rm < 900 N/mm ²) Low alloy steel (Rm < 900 N/mm ²)	▶ ▶	▶ ▶	▶ ▶	▶ ▶	▶ ▶
	P5	Hochlegierter Stahl (Rm < 1200 N/mm ²) High alloy steel (Rm < 1200 N/mm ²)	▶ ▶	▶ ▶	▶ ▶	▶ ▶	▶ ▶
M	M1	Ferritischer rostfreier Stahl Ferritic stainless steel	▶ ▶ ▶	▶ ▶ ▶	▶ ▶ ▶	▶ ▶ ▶	▶ ▶ ▶
	M2	Martensitischer rostfreier Stahl Martensitic stainless steel	▶ ▶	▶ ▶	▶ ▶	▶ ▶	▶ ▶
	M3	Austenitischer rostfreier Stahl Austenitic stainless steel	▶ ▶ ▶	▶ ▶ ▶	▶ ▶ ▶	▶ ▶ ▶	▶ ▶ ▶
K	K1	Gusseisen Cast iron	▶ ▶ ▶	▶ ▶ ▶	▶ ▶ ▶	▶ ▶ ▶	▶ ▶ ▶
N	N1	Aluminiumguss Cast aluminum	▶	▶	▶	▶	▶
	N2	Aluminium Legierungen Aluminum alloys	▶	▶	▶	▶	▶
	N3	Messing, Bronze Brass, Bronze	▶ ▶ ▶	▶ ▶ ▶	▶ ▶ ▶	▶ ▶ ▶	▶ ▶ ▶
	N4	Messing bleifrei Lead-free brass	▶ ▶ ▶	▶ ▶ ▶	▶ ▶ ▶	▶ ▶ ▶	▶ ▶ ▶
	N5	Kupfer Copper	▶	▶	▶	▶	▶
	N6	Edelmetalle Precious metals	▶	▶	▶	▶	▶
	N7	Platin, Palladium Platinum, Palladium	▶ ▶	▶ ▶	▶ ▶	▶ ▶	▶ ▶
	N8	Kunststoffe Plastics					
S	S1	Titan rein Pure Titanium	▶	▶	▶	▶	▶
	S2	Titan Legierungen Titanium alloys	▶ ▶ ▶	▶ ▶ ▶	▶ ▶ ▶	▶	▶ ▶ ▶
	S3	Super Legierungen (Cr, Co, Ni) Superalloys (Cr, Co, Ni)	▶ ▶	▶ ▶	▶ ▶		▶ ▶
H	H1	Gehärteter Stahl (< 55 HRC) Hardened steel (< 55 HRC)	▶ ▶	▶ ▶	▶ ▶		▶
	H2	Gehärteter Stahl (> 55 HRC) Hardened steel (> 55 HRC)	▶ ▶	▶ ▶	▶ ▶		▶

▶ ▶ ▶ Optimal / Optimal ▶ ▶ Gut / Good ▶ Funktionell / Functional

FEATURES

Stärken
Strengths

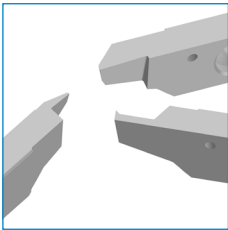


GP FC: Das neue Sortiment von Gewindedrehplatten nach NIHS

Die neue GP-Wendeschneidplatte ermöglicht Gewinde ab S0.3 nach der Norm NIHS 06-05 zu zerspanen.

GP FC: the new range of threading inserts according to NIHS

The new range of GP FC inserts allows threads from S0.3 according to NIHS 06-05.

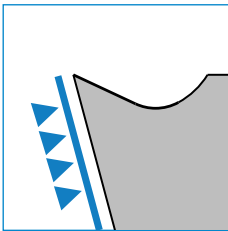


Qualität der Schneidkanten

Dank der Expertise in der Entwicklung und Produktion von Schleifwerkzeuge beherrschen wir das Schleifen der Schneidkanten von Wendeschneidplatten perfekt.

Quality of sharp edges

Our experience in the development and production of abrasive tools allows us to master the quality of the edge, resulting in perfect cutting edges.

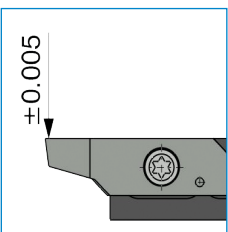


Bearbeitung der Schneidkanten nach dem Beschichten

Um eine ultrascharfe Schneidkante zu garantieren, werden die Freiwinkel nach dem Beschichten geschliffen. Daraus folgt, dass eine höhere Zerspanungsgenauigkeit erlangt wird.

Machining sharp edges after coating

To ensure an ultra-sharp cutting edge and extreme machining precision, the edges can be ground after coating.

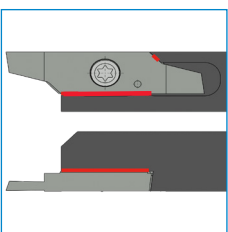


Zuverlässigkeit der Prozesse

Da TURNDEC Werkzeughalter und Wendeschneidplatten geschliffen werden, sind die Kontinuität und Stabilität Ihrer Prozesse ohne Unterbruch beim Wechsel der Wendeschneidplatte garantiert.

Repeatability of the process

TURNDEC tool holders and inserts being ground, the continuity and stability of your processes are guaranteed without interruption during their replacement.



1 Schraube, 3 Stützpunkte: einfach und stabil

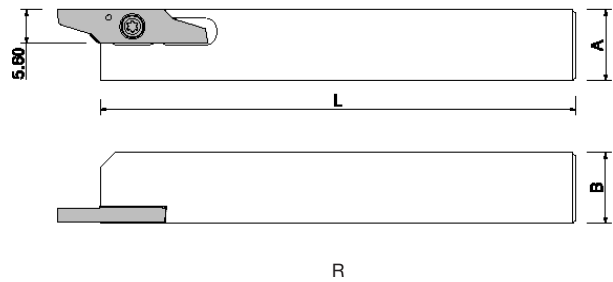
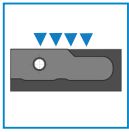
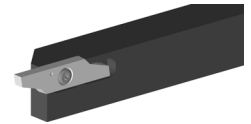
Das einzigartige TURNDEC 1-Schrauben-Spannsystem ermöglicht einen schnellen Wechsel der Wendeschneidplatte.

1 screw and 3 support points : speed and rigidity

The unique TURNDEC 1-screw clamping system allows for the rapid replacement of worn or damaged inserts.

TURNDEC FINECUT

Präzisions-Werkzeughalter für Mikrotechnik
Precision toolholder for microtechnics



A x B x L	Dir. L Art. N°	Dir. R Art. N°
-----------	-------------------	-------------------

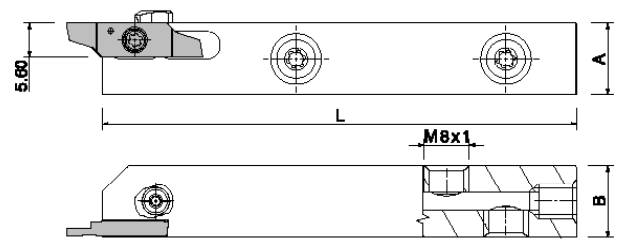
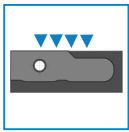
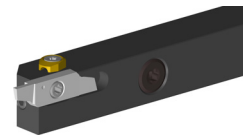
L6 & R6

7 × 7 × 110	381932	381933
8 × 8 × 110	378819	378820
10 × 10 × 120	378813	378816
12 × 12 × 120	378814	378817
16 × 16 × 120	448000	404104

Werkzeughalter mit Schrauben & Schraubenzieher geliefert
Toolholder provided with screw & screwdriver

TURNDEC FINECUT

Präzisions-Werkzeughalter mit Innenkühlung
Precision toolholders with integrated coolant



R

A x B x L	Dir. L Art. N°	Dir. R Art. N°
-----------	-------------------	-------------------

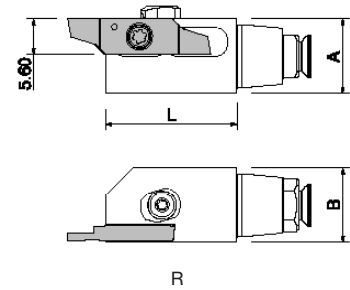
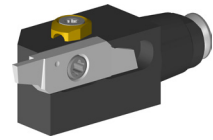
L6-C & R6-C

10 x 10 x 120	448001	448004
12 x 12 x 120	448002	448005
16 x 16 x 120	448003	448006

Werkzeughalter mit Schrauben & Schraubenzieher geliefert
Toolholder provided with screw & screwdriver

TURNDEC FINECUT

Präzisions-Schnellwechselschneidköpfe mit Innenkühlung
Precision quick interchangeable heads with integrated coolant



A x B x L	Dir. L Art. N°	Dir. R Art. N°
-----------	-------------------	-------------------

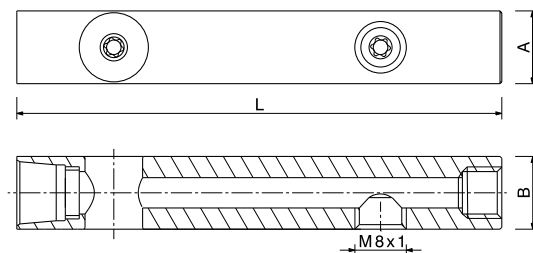
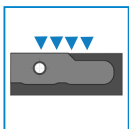

L6-Q & R6-Q

10 x 10 x 21	448016	448019
12 x 12 x 21	448017	448020
16 x 16 x 21	448018	448021

Werkzeughalter mit Schrauben & Schraubenzieher geliefert
Toolholder provided with screw & screwdriver

Q

Grundhalter für Schnellwechselköpfe
Tool holder for quick interchangeable heads



A x B x L	Art. N°
-----------	---------

Q

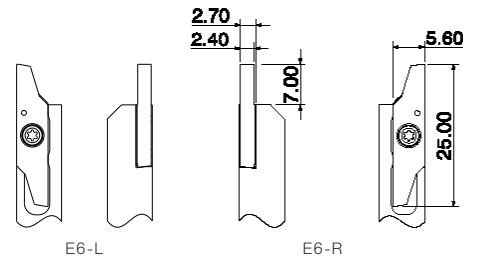

10 x 10 x 80	448013
12 x 12 x 80	448014
16 x 16 x 80	448015

E6

Ebauche
Blank



P1	P2	P3	P4	P5	M1	M2	M3	K1	N1	N2
N3	N4	N5	N6	N7	N8	S1	S2	S3	H1	H2



Dir.	Unbeschichtet Uncoated Art. N°
------	--------------------------------------

E6-L & E6-R

L	444997
R	444998

Andere Ausführungen auf Anfrage
Other executions on request

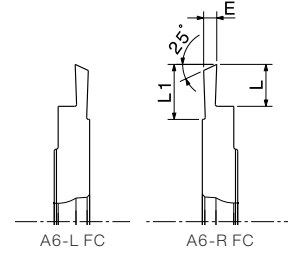

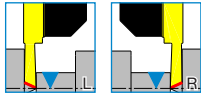
A6 FC

Abstechen
Parting off



P1	P2	P3	P4	P5	M1	M2	M3	K1	N1	N2
N3	N4	N5	N6	N7		S1	S2	S3	H1	H2

Schruppen Roughing	▶▶▶
Schlichten Finishing	▶▶▶



Dir.	E	L	L1	Unbeschichtet Uncoated Art. N°	DWS Art. N°	D30 Art. N°	D60 Art. N°
------	---	---	----	--------------------------------------	----------------	----------------	----------------


A6-L FC & A6-R FC

L	0.50	3.00	4.00	449916	449857	449886	449915
L	0.80	3.00	4.00	437536	440509	426902	426905
L	1.00	3.00	4.00	437537	442754	426903	426906
L	1.20	3.00	4.00	437538	439319	426904	426907
R	0.50	3.00	4.00	449917	449918	449919	449920
R	0.80	3.00	4.00	437533	442753	426962	426965
R	1.00	3.00	4.00	437534	440215	426963	426966
R	1.20	3.00	4.00	437535	439641	426964	426967

Andere Ausführungen auf Anfrage
Other executions on request

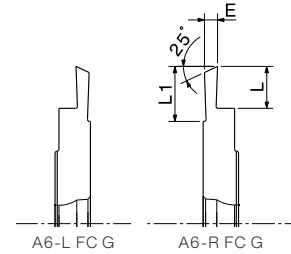
A6 FC G

Abstechen mit geschliffenen Freiwinkeln nach der Beschichtung
Parting off with ground clearance angle after coating



P1	P2	P3	P4	P5	M1	M2	M3	K1	N1	N2
N3	N4	N5	N6	N7		S1	S2	S3	H1	H2

Schruppen Roughing	▶▶▶				
Schlichten Finishing	▶▶▶				



Dir.	E	L	L1	Unbeschichtet Uncoated Art. N°	DWS Art. N°	D30 Art. N°	D60 Art. N°
------	---	---	----	--------------------------------------	----------------	----------------	----------------


A6-L FC G & A6-R FC G

L	0.50	3.00	4.00	-	449929	449930	449931
L	0.80	3.00	4.00	-	442758	426908	426911
L	1.00	3.00	4.00	-	442760	426909	426912
L	1.20	3.00	4.00	-	442762	426910	426913
R	0.50	3.00	4.00	-	449932	449933	449934
R	0.80	3.00	4.00	-	442759	426968	426971
R	1.00	3.00	4.00	-	442761	426969	426972
R	1.20	3.00	4.00	-	442763	426970	426973

Andere Ausführungen auf Anfrage
Other executions on request

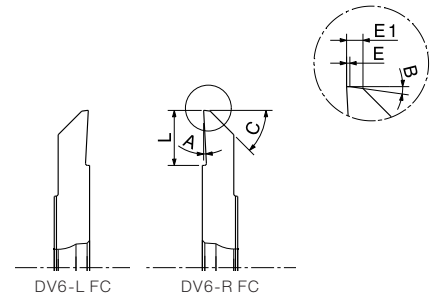
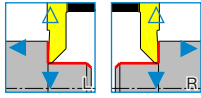
DV6 FC

Vorwärts Drehen
Front turning



P1	P2	P3	P4	P5	M1	M2	M3	K1	N1	N2
N3	N4	N5	N6	N7		S1	S2	S3	H1	H2

Schruppen Roughing	▶▶▶
Schlichten Finishing	▶▶▶



Dir.	E	E1	L	A	B	C	Unbeschichtet Uncoated Art. N°	DWS Art. N°	D30 Art. N°	D60 Art. N°
------	---	----	---	---	---	---	--------------------------------------	----------------	----------------	----------------


DV6-L FC & DV6-R FC

L	0.03	-	4.00	3.0°	-	45.0°	437549	442764	426914	426918
L	0.10	-	4.00	3.0°	-	45.0°	437550	440243	426915	426919
L	0.03	0.10	4.00	3.0°	8.0°	45.0°	437551	436062	426916	426920
L	0.10	0.50	4.00	3.0°	8.0°	45.0°	437552	442770	426917	426921
R	0.03	-	4.00	3.0°	-	45.0°	437545	439657	426974	426978
R	0.10	-	4.00	3.0°	-	45.0°	437546	441054	426975	426979
R	0.03	0.10	4.00	3.0°	8.0°	45.0°	437547	436063	426976	426980
R	0.10	0.50	4.00	3.0°	8.0°	45.0°	437548	436061	426977	426981

Andere Ausführungen auf Anfrage
Other executions on request

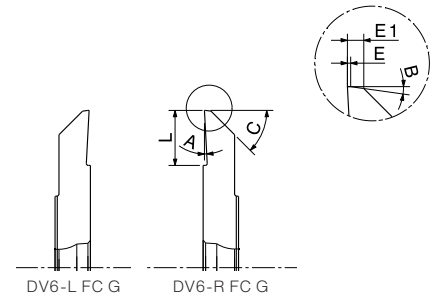
DV6 FC G

Vorwärts Drehen mit geschliffenen Freiwinkeln nach der Beschichtung
Front turning with ground clearance angle after coating



P1	P2	P3	P4	P5	M1	M2	M3	K1	N1	N2
N3	N4	N5	N6	N7		S1	S2	S3	H1	H2

Schruppen Roughing	▶▶▶				
Schlichten Finishing	▶▶▶				



Dir.	E	E1	L	A	B	C	Unbeschichtet Uncoated Art. N°	DWS Art. N°	D30 Art. N°	D60 Art. N°
------	---	----	---	---	---	---	--------------------------------------	----------------	----------------	----------------

DV6-L FC G & DV6-R FC G

L	0.03	-	4.00	3.0°	-	45.0°	-	442774	426922	426926
L	0.10	-	4.00	3.0°	-	45.0°	-	440127	426923	426927
L	0.03	0.10	4.00	3.0°	8.0°	45.0°	-	442778	426924	426928
L	0.10	0.50	4.00	3.0°	8.0°	45.0°	-	442780	426925	426929
R	0.03	-	4.00	3.0°	-	45.0°	-	442775	426982	426986
R	0.10	-	4.00	3.0°	-	45.0°	-	442777	426983	426987
R	0.03	0.10	4.00	3.0°	8.0°	45.0°	-	440128	426984	426988
R	0.10	0.50	4.00	3.0°	8.0°	45.0°	-	438475	426985	426989

Andere Ausführungen auf Anfrage
Other executions on request

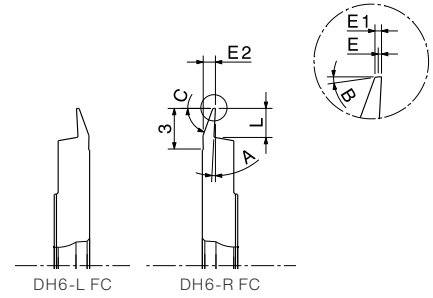

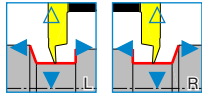
DH6 FC

Rückwärts Drehen
Back turning



P1	P2	P3	P4	P5	M1	M2	M3	K1	N1	N2
N3	N4	N5	N6	N7		S1	S2	S3	H1	H2

Schruppen Roughing	▶▶▶
Schlichten Finishing	▶▶▶



Dir.	E	E1	E2	L	A	B	C	Unbeschichtet Uncoated Art. N°	DWS Art. N°	D30 Art. N°	D60 Art. N°
------	---	----	----	---	---	---	---	--------------------------------------	----------------	----------------	----------------


DH6-L FC & DH6-R FC

L	0.10	-	0.80	2.20	3.0°	-	45.0°	437575	442782	426930	426938
L	0.03	-	0.80	2.20	3.0°	-	45.0°	456043	456044	456045	456046
L	0.03	-	0.80	2.20	3.0°	-	70.0°	437576	440300	426931	426939
L	0.10	-	0.80	2.20	3.0°	-	70.0°	437577	442786	426932	426940
L	0.03	0.10	0.80	2.20	3.0°	8.0°	70.0°	437578	442886	426933	426941
L	0.10	-	1.00	2.70	3.0°	-	45.0°	437579	440734	426934	426942
L	0.03	-	1.00	2.70	3.0°	-	45.0°	456047	456048	456049	456050
L	0.03	-	1.00	2.70	3.0°	-	70.0°	437580	440323	426935	426943
L	0.10	-	1.00	2.70	3.0°	-	70.0°	437581	442884	426936	426944
L	0.03	0.10	1.00	2.70	3.0°	8.0°	70.0°	437582	441023	426937	426945
R	0.10	-	0.80	2.20	3.0°	-	45.0°	437560	441975	426990	426998
R	0.03	-	0.80	2.20	3.0°	-	45.0°	456051	456052	456053	456054
R	0.03	-	0.80	2.20	3.0°	-	70.0°	437561	440723	426991	426999
R	0.10	-	0.80	2.20	3.0°	-	70.0°	437562	434797	426992	427000
R	0.03	0.10	0.80	2.20	3.0°	8.0°	70.0°	437563	438421	426993	427001
R	0.10	-	1.00	2.70	3.0°	-	45.0°	437564	439642	426994	427002
R	0.03	-	1.00	2.70	3.0°	-	45.0°	456055	456056	456057	456058
R	0.03	-	1.00	2.70	3.0°	-	70.0°	437565	442840	426995	427003
R	0.10	-	1.00	2.70	3.0°	-	70.0°	437566	440126	426996	427004
R	0.03	0.10	1.00	2.70	3.0°	8.0°	70.0°	437567	438422	426997	427005

Andere Ausführungen auf Anfrage
Other executions on request

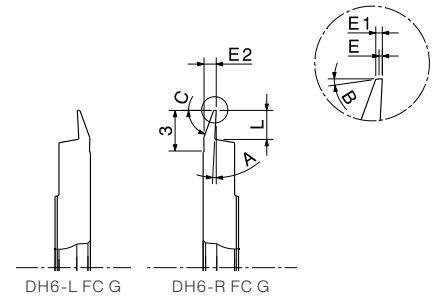
DH6 FC G

Rückwärts Drehen mit geschliffenen Freiwinkeln nach der Beschichtung
Back turning with ground clearance angle after coating



P1	P2	P3	P4	P5	M1	M2	M3	K1	N1	N2
N3	N4	N5	N6	N7		S1	S2	S3	H1	H2

Schruppen Roughing	▶▶▶				
Schlichten Finishing	▶▶▶				



Dir.	E	E1	E2	L	A	B	C	Unbeschichtet Uncoated Art. N°	DWS Art. No	D30 Art. No	D60 Art. No
------	---	----	----	---	---	---	---	--------------------------------------	----------------	----------------	----------------


DH6-L FC G & DH6-R FC G

L	0.10	-	0.80	2.20	3.0°	-	45.0°	-	442890	426946	426954
L	0.03	-	0.80	2.20	3.0°	-	45.0°	-	456059	456060	456061
L	0.03	-	0.80	2.20	3.0°	-	70.0°	-	442892	426947	426955
L	0.10	-	0.80	2.20	3.0°	-	70.0°	-	442894	426948	426956
L	0.03	0.10	0.80	2.20	3.0°	8.0°	70.0°	-	442906	426949	426957
L	0.10	-	1.00	2.70	3.0°	-	45.0°	-	442896	426950	426958
L	0.03	-	1.00	2.70	3.0°	-	45.0°	-	456062	456063	456064
L	0.03	-	1.00	2.70	3.0°	-	70.0°	-	442898	426951	426959
L	0.10	-	1.00	2.70	3.0°	-	70.0°	-	442900	426952	426960
L	0.03	0.10	1.00	2.70	3.0°	8.0°	70.0°	-	442908	426953	426961
R	0.10	-	0.80	2.20	3.0°	-	45.0°	-	440214	427006	427014
R	0.03	-	0.80	2.20	3.0°	-	45.0°	-	456065	456066	456067
R	0.03	-	0.80	2.20	3.0°	-	70.0°	-	442893	427007	427015
R	0.10	-	0.80	2.20	3.0°	-	70.0°	-	442895	427008	427016
R	0.03	0.10	0.80	2.20	3.0°	8.0°	70.0°	-	442907	427009	427017
R	0.10	-	1.00	2.70	3.0°	-	45.0°	-	442897	427010	427018
R	0.03	-	1.00	2.70	3.0°	-	45.0°	-	456068	456069	456070
R	0.03	-	1.00	2.70	3.0°	-	70.0°	-	442899	427011	427019
R	0.10	-	1.00	2.70	3.0°	-	70.0°	-	442901	427012	427020
R	0.03	0.10	1.00	2.70	3.0°	8.0°	70.0°	-	438476	427013	427021

Andere Ausführungen auf Anfrage
Other executions on request

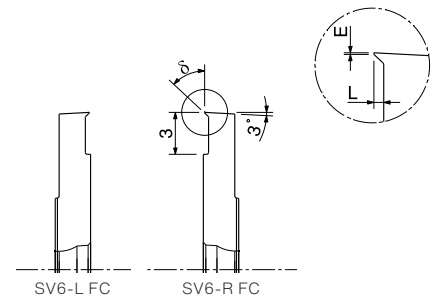
SV6 FC

Frontestich
Front groove



P1	P2	P3	P4	P5	M1	M2	M3	K1	N1	N2
N3	N4	N5	N6	N7		S1	S2			

Schruppen Roughing	▶▶▶
Schlichten Finishing	▶▶▶



Dir.	E	L	δ	Ø min.	Unbeschichtet Uncoated Art. N°	DWS Art. N°	D30 Art. N°	D60 Art. N°
------	---	---	---	--------	--------------------------------------	----------------	----------------	----------------


SV6-L FC & SV6-R FC

L	0.03	0.20	45.0°	0.00	449959	449962	449965	449968
L	0.05	0.30	45.0°	0.00	449960	449963	449966	449969
L	0.08	0.50	45.0°	0.00	449961	449964	449967	449970
L	0.03	0.20	43.0°	0.00	450762	450763	450764	450765
L	0.05	0.30	43.0°	0.00	450766	450767	450768	450769
L	0.08	0.50	43.0°	0.00	450770	450771	450772	450773
R	0.03	0.20	45.0°	0.00	436497	436547	431711	431755
R	0.05	0.30	45.0°	0.00	436498	436548	431757	431758
R	0.08	0.50	45.0°	0.00	449971	449981	449991	450001
R	0.03	0.20	43.0°	0.00	450774	450775	450776	450777
R	0.05	0.30	43.0°	0.00	450778	450779	450780	450781
R	0.08	0.50	43.0°	0.00	450782	450783	450784	450785

Andere Ausführungen auf Anfrage
Other executions on request

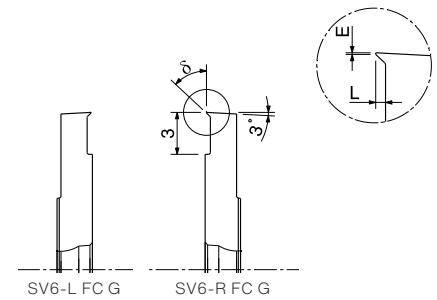
SV6 FC G

Fronteinstich mit geschliffenen Freiwinkeln nach der Beschichtung
Front groove with ground clearance angle after coating



P1	P2	P3	P4	P5	M1	M2	M3	K1	N1	N2
N3	N4	N5	N6	N7		S1	S2			

Schruppen Roughing	▶▶▶				
Schlichten Finishing	▶▶▶				



Dir.	E	L	δ	Ø min.	Unbeschichtet Uncoated Art. N°	DWS Art. N°	D30 Art. N°	D60 Art. N°
------	---	---	---	--------	--------------------------------------	----------------	----------------	----------------


SV6-L FC G & SV6-R FC G

L	0.03	0.20	45.0°	0.00	-	449982	449992	450002
L	0.05	0.30	45.0°	0.00	-	449983	449993	450003
L	0.08	0.50	45.0°	0.00	-	449984	449994	450004
L	0.03	0.20	43.0°	0.00	-	450834	450835	450836
L	0.05	0.30	43.0°	0.00	-	450837	450838	450839
L	0.08	0.50	43.0°	0.00	-	450840	450841	450842
R	0.03	0.20	45.0°	0.00	-	449985	449995	450005
R	0.05	0.30	45.0°	0.00	-	449986	449996	450006
R	0.08	0.50	45.0°	0.00	-	449987	449997	450007
R	0.03	0.20	43.0°	0.00	-	450843	450844	450845
R	0.05	0.30	43.0°	0.00	-	450846	450847	450848
R	0.08	0.50	43.0°	0.00	-	450849	450850	450851

Andere Ausführungen auf Anfrage
Other executions on request

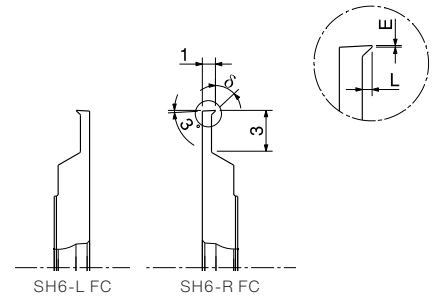
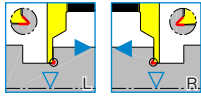
SH6 FC

Rückentisch
Back groove



P1	P2	P3	P4	P5	M1	M2	M3	K1	N1	N2
N3	N4	N5	N6	N7		S1	S2			

Schruppen Roughing	▶▶▶
Schlichten Finishing	▶▶▶



Dir.	E	L	δ	\varnothing min.	Unbeschichtet Uncoated Art. N°	DWS Art. N°	D30 Art. N°	D60 Art. N°
------	---	---	----------	--------------------	--------------------------------------	----------------	----------------	----------------


SH6-L FC & SH6-R FC

L	0.03	0.20	45.0°	0.00	449978	449988	449998	450008
L	0.05	0.30	45.0°	0.00	449979	449989	449999	450009
L	0.08	0.50	45.0°	0.00	449980	449990	450000	450010
L	0.03	0.20	43.0°	0.00	450852	450853	450854	450855
L	0.05	0.30	43.0°	0.00	450856	450857	452960	452961
L	0.08	0.50	43.0°	0.00	452962	452963	452964	452965
R	0.03	0.20	45.0°	0.00	436499	436549	431760	431761
R	0.05	0.30	45.0°	0.00	436500	436550	431763	431764
R	0.08	0.50	45.0°	0.00	450011	450062	450113	450164
R	0.03	0.20	43.0°	0.00	452966	452967	452968	452969
R	0.05	0.30	43.0°	0.00	452970	452971	452972	452973
R	0.08	0.50	43.0°	0.00	452974	452975	452976	452977

Andere Ausführungen auf Anfrage
Other executions on request

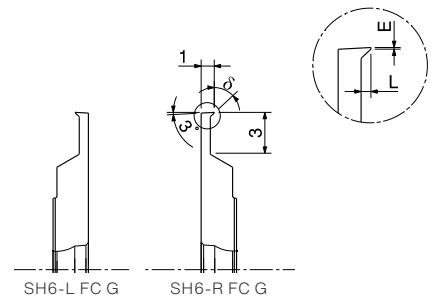
SH6 FC G

Rückeinstich mit geschliffenen Freiwinkeln nach der Beschichtung
 Back groove with ground clearance angle after coating



P1	P2	P3	P4	P5	M1	M2	M3	K1	N1	N2
N3	N4	N5	N6	N7		S1	S2			

Schruppen Roughing	▶▶▶				
Schlichten Finishing	▶▶▶				



Dir.	E	L	δ	Ø min.	Unbeschichtet Uncoated Art. N°	DWS Art. N°	D30 Art. N°	D60 Art. N°
------	---	---	---	--------	--------------------------------------	----------------	----------------	----------------


SH6-L FC G & SH6-R FC G

L	0.03	0.20	45.0°	0.00	-	450063	450114	450165
L	0.05	0.30	45.0°	0.00	-	450064	450115	450166
L	0.08	0.50	45.0°	0.00	-	450065	450116	450167
L	0.03	0.20	43.0°	0.00	-	452978	452979	452980
L	0.05	0.30	43.0°	0.00	-	452981	452982	452983
L	0.08	0.50	43.0°	0.00	-	452984	452985	452986
R	0.03	0.20	45.0°	0.00	-	450066	450117	450168
R	0.05	0.30	45.0°	0.00	-	450067	450118	450169
R	0.08	0.50	45.0°	0.00	-	450068	450119	450170
R	0.03	0.20	43.0°	0.00	-	452987	452988	452989
R	0.05	0.30	43.0°	0.00	-	452990	452991	452992
R	0.08	0.50	43.0°	0.00	-	452993	452994	452995

Andere Ausführungen auf Anfrage
 Other executions on request

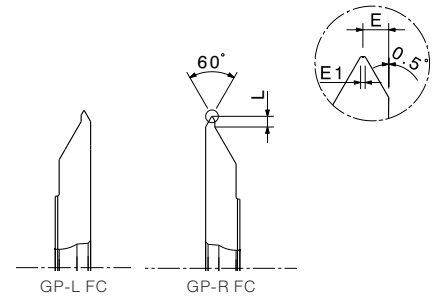
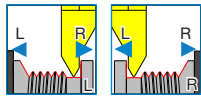
GP6 FC

Gewindedrehen NIHS
Threading NIHS



P1	P2	P3	P4	P5	M1	M2	M3	K1	N1	N2
N3	N4	N5	N6	N7		S1	S2	S3	H1	H2

Schruppen Roughing	▶▶▶
Schlichten Finishing	▶▶▶



Dir.	Gewinde- drehen Threading S	Steigung Pitch P	E	E1	L	Unbeschichtet Uncoated Art. N°	DWS Art. N°	D30 Art. N°	D60 Art. N°
------	--------------------------------------	------------------------	---	----	---	--------------------------------------	----------------	----------------	----------------

GP6-L FC & GP6-R FC


L	S0.30	0.080	0.050	0.015	0.60	450018	450069	450120	450171
L	S0.35	0.090	0.050	0.015	0.60	450019	450070	450121	450172
L	S0.40	0.100	0.050	0.015	0.60	450020	450071	450122	450173
L	S0.50	0.125	0.075	0.020	0.80	450021	450072	450123	450174
L	S0.60	0.150	0.075	0.020	0.80	450022	450073	450124	450175
L	S0.70	0.175	0.125	0.030	1.20	450023	450074	450125	450176
L	S0.80	0.200	0.125	0.030	1.20	450024	450075	450126	450177
L	S0.90	0.225	0.125	0.030	1.20	450025	450076	450127	450178
L	S1.00	0.250	0.125	0.030	1.20	450026	450077	450128	450179
L	S1.20	0.250	0.125	0.030	1.20	450027	450078	450129	450180
L	S1.40	0.300	0.225	0.040	1.80	450028	450079	450130	450181

R	S0.30	0.080	0.050	0.015	0.60	450029	450080	450131	450182
R	S0.35	0.090	0.050	0.015	0.60	450030	450081	450132	450183
R	S0.40	0.100	0.050	0.015	0.60	450031	450082	450133	450184
R	S0.50	0.125	0.075	0.020	0.80	450032	450083	450134	450185
R	S0.60	0.150	0.075	0.020	0.80	450033	450084	450135	450186
R	S0.70	0.175	0.125	0.030	1.20	450034	450085	450136	450187
R	S0.80	0.200	0.125	0.030	1.20	450035	450086	450137	450188
R	S0.90	0.225	0.125	0.030	1.20	450036	450087	450138	450189
R	S1.00	0.250	0.125	0.030	1.20	450037	450088	450139	450190
R	S1.20	0.250	0.125	0.030	1.20	450038	450089	450140	450191
R	S1.40	0.300	0.225	0.040	1.80	450039	450090	450141	450192

Andere Ausführungen auf Anfrage
Other executions on request

GP6 FC G

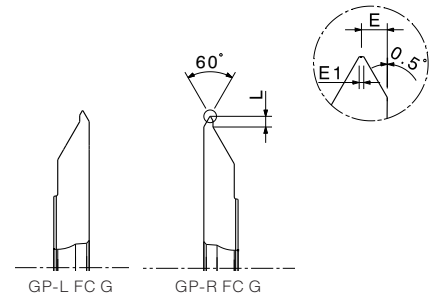
Gewindedrehen NIHS mit geschliffenen Freiwinkeln nach der Beschichtung
Threading NIHS with ground clearance angle after coating



P1	P2	P3	P4	P5	M1	M2	M3	K1	N1	N2
N3	N4	N5	N6	N7		S1	S2	S3	H1	H2

Schruppen
Roughing ▶▶▶

Schlichten
Finishing ▶▶▶



Dir.	Gewinde- drehen Threading S	Steigung Pitch P	E	E1	L	Unbeschichtet Uncoated Art. N°	DWS Art. N°	D30 Art. N°	D60 Art. N°
------	--------------------------------------	------------------------	---	----	---	--------------------------------------	----------------	----------------	----------------


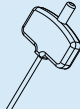
GP6-L FC G & GP6-R FC G

L	S0.30	0.080	0.050	0.015	0.60	-	450091	450142	450193
L	S0.35	0.090	0.050	0.015	0.60	-	450092	450143	450194
L	S0.40	0.100	0.050	0.015	0.60	-	450093	450144	450195
L	S0.50	0.125	0.075	0.020	0.80	-	450094	450145	450196
L	S0.60	0.150	0.075	0.020	0.80	-	450095	450146	450197
L	S0.70	0.175	0.125	0.030	1.20	-	450096	450147	450198
L	S0.80	0.200	0.125	0.030	1.20	-	450097	450148	450199
L	S0.90	0.225	0.125	0.030	1.20	-	450098	450149	450200
L	S1.00	0.250	0.125	0.030	1.20	-	450099	450150	450201
L	S1.20	0.250	0.125	0.030	1.20	-	450100	450151	450202
L	S1.40	0.300	0.225	0.040	1.80	-	450101	450152	450203
R	S0.30	0.080	0.050	0.015	0.60	-	450102	450153	450204
R	S0.35	0.090	0.050	0.015	0.60	-	450103	450154	450205
R	S0.40	0.100	0.050	0.015	0.60	-	450104	450155	450206
R	S0.50	0.125	0.075	0.020	0.80	-	450105	450156	450207
R	S0.60	0.150	0.075	0.020	0.80	-	450106	450157	450208
R	S0.70	0.175	0.125	0.030	1.20	-	450107	450158	450209
R	S0.80	0.200	0.125	0.030	1.20	-	450108	450159	450210
R	S0.90	0.225	0.125	0.030	1.20	-	450109	450160	450211
R	S1.00	0.250	0.125	0.030	1.20	-	450110	450161	450212
R	S1.20	0.250	0.125	0.030	1.20	-	450111	450162	450213
R	S1.40	0.300	0.225	0.040	1.80	-	450112	450163	450214

Andere Ausführungen auf Anfrage
Other executions on request

TURNDEC FINECUT

Ersatzteile und Zubehör
Spare parts and accessories

Bezeichnung Designation		
------------------------------------	---	---

Schraube und Schraubenzieher für Wendeschneidplatten Screw and screwdriver for inserts

L6 & R6	TP7 M2.5 x 6.5	381683	TP7	436799
---------	----------------	--------	-----	--------

Bezeichnung Designation			
------------------------------------	---	--	---

Ersatzteile für Werkzeughalter mit Innenkühlung Parts for toolholders with integrated coolant

L6 & R6 10x10x120-C	455331 / 456568	T6	305184	450451
L6 & R6 12x12x120-C	455331 / 456569	T6	305184	450451
L6 & R6 16x16x120-C	455331 / 455037	T6	305184	450451

Bezeichnung Designation			
------------------------------------	---	--	---

Ersatzteile für Schnellwechsellköpfe mit Innenkühlung Parts for toolholders with quick-change heads function and integrated coolant

L6 & R6 10x10x21-Q	455331 / 456568	T6	305184	450442
L6 & R6 12x12x21-Q	455331 / 456569	T6	305184	450443
L6 & R6 16x16x21-Q	455331 / 455037	T6	305184	450444

Bezeichnung Designation				
------------------------------------	---	---	---	---

Ersatzteile für Grundhalter der Schnellwechsellköpfe Parts for quick-change toolholder heads

Q10	450453	450456	450459	450451
Q12	450454	450457	450459	450451
Q16	450455	450458	450460	450451

TURNDEC FINECUT

E6Sy

Anfrage / Request

Bestellung / Order

Kundendaten
Customer data

Firma / Company : _____

Kontakt / Contact : _____

Adresse / Address : _____

Telefon / Telephone : _____

E-mail / E-mail : _____

Datum / Date : _____

Maschinentyp
Type of machine

Werkstoff

Material

N° : _____

Bezeichnung

Designation : _____

Werkzeughalter
Tool holder

Dimensionen / Dimensions : _____

Richtung / Direction :

Links / Left

Rechts / Right

Ausführung / Execution :

Standard / Standard

Innenkühlung / Inner cooling

Schnellwechselsystem / Quick-change system

Wendescheidplatten
Inserts

Profilschleifen / Grind profile :

Vor Beschichtung / Before coating

Nach Beschichtung / After coating

Direction / Direzione :

Links / Left

Rechts / Right

Beschichtung / Coating : _____

Zusätzliche Angaben / Further indications :

Skizze :

Sketch :

Anzahl Wendescheidplatten :

Number of inserts : _____


Anzahl Werkzeughalter :

Number of tool holders : _____

Unterschrift Kunde :

Customer signature : _____


Senden Sie das Formular über e-mail an sales@diametal.com
Please send the Form by e-mail at sales@diametal.com



DIAMETAL

TOPDEC

Präzisionssystem für Feinstdrehen Aussen- und Innen
Precision system for external and internal fine turning












Swiss Cutting Tool

TOPDEC

Inhaltsverzeichnis

Table of contents

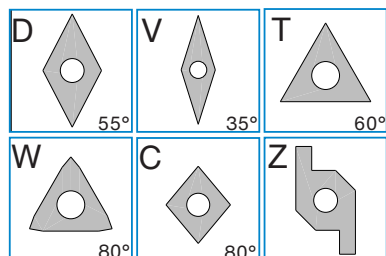
	Kodierung <i>Codification</i>	110
	Anwendungen <i>Applications</i>	114
	Stärken <i>Strengths</i>	118
	Werkzeughalter und Wendeschneidplatten D (55°) <i>Toolholders and inserts D (55°)</i>	119
	Werkzeughalter und Wendeschneidplatten V (35°) <i>Toolholders and inserts V (35°)</i>	131
	Werkzeughalter und Wendeschneidplatten DIASTECH <i>Toolholders and inserts DIASTECH</i>	150
	Werkzeughalter und Wendeschneidplatten T (60°) <i>Toolholders and inserts T (60°)</i>	153
	Bohrstangen und Wendeschneidplatten C (80°) <i>Boring bars and inserts C (80°)</i>	158
	Ersatzteile und Zubehör <i>Spare parts and accessories</i>	160
	Formular TOPDEC Easy <i>Form TOPDEC Easy</i>	161

TOPDEC

Kodierung von Wendeschneidplatten
Codification of inserts

01	02	03	04	-	05	06	07	08	09	10	11	Art. N°
V	C	G	X	-	F	L	12	03	008	04E	DWS	440158

01 Form Shape



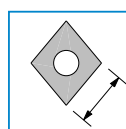
06 Richtung Direction



02 Freiwinkel Clearance angle

		C	N	D	O
	α	7°	0°	15°	8°

07 Schneidenlänge Cutting edge length



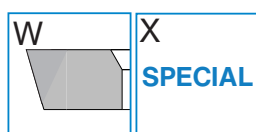
03 Toleranzklasse Tolerance class

		G	H
	IC	± 0.010	± 0.010
S	± 0.130	± 0.025	

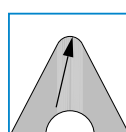
08 Dicke Thickness

		01	02	03	04
	S	1.10	2.20	3.00	4.98

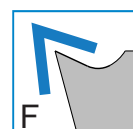
04 Befestigung und Spanbrecher Clamping and chipbreaker



09 Radius Radius



05 Ausführung der Schneide Cutting edge execution



10 Zusätzliche Informationen Additional information

11 Beschichtungen Coatings

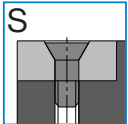
12

TOPDEC

Kodierung von Werkzeughaltern
Codification of toolholders

01	02	03	04	05	06	07	-	08	Art. N°
S	V	J	C		L	10x10x120	-	C	452661

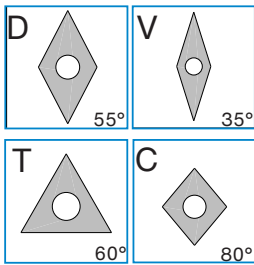
01 Klemmsystem Locking system



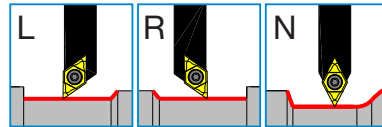
05 Wendeschneidplattensitz Direction

- Standard / Standard
- 3** Verstärkte Ausführung / Reinforced execution

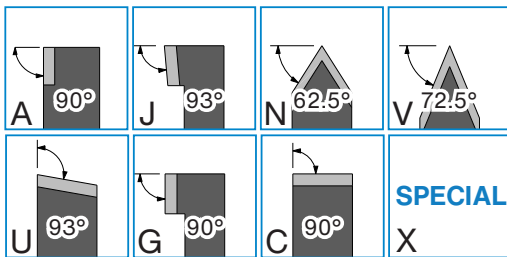
02 Plattenform Insert shape



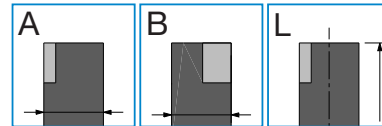
06 Richtung Direction



03 Anstellwinkel Setting angle



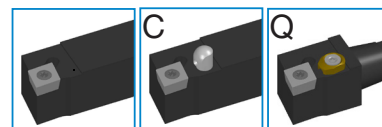
07 Dimensionen Dimensions



04 Freiwinkel Clearance angle

		C	N	D	O
	α	7°	0°	15°	8°

08 Ausführung Execution



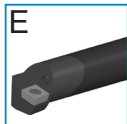
TOPDEC

Kodierung Bohrstangen
Codification of boring bars

01	02	03	04	05	06	07	Art. N°
E	4x86	S	C	L	D	R	305364

01 Ausführung Werkzeughalter

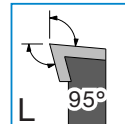
Toolholder execution



Hartmetall mit integrierter Kühlung
Carbide with integrated cooling

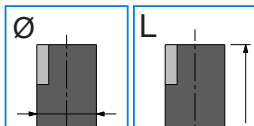
05 Anstellwinkel

Setting angle



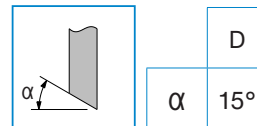
02 Dimensionen

Dimension



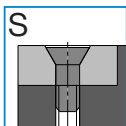
06 Freiwinkel

Clearance angle



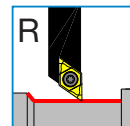
03 Klemmsystem

Locking system



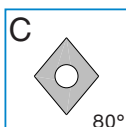
07 Richtung

Direction




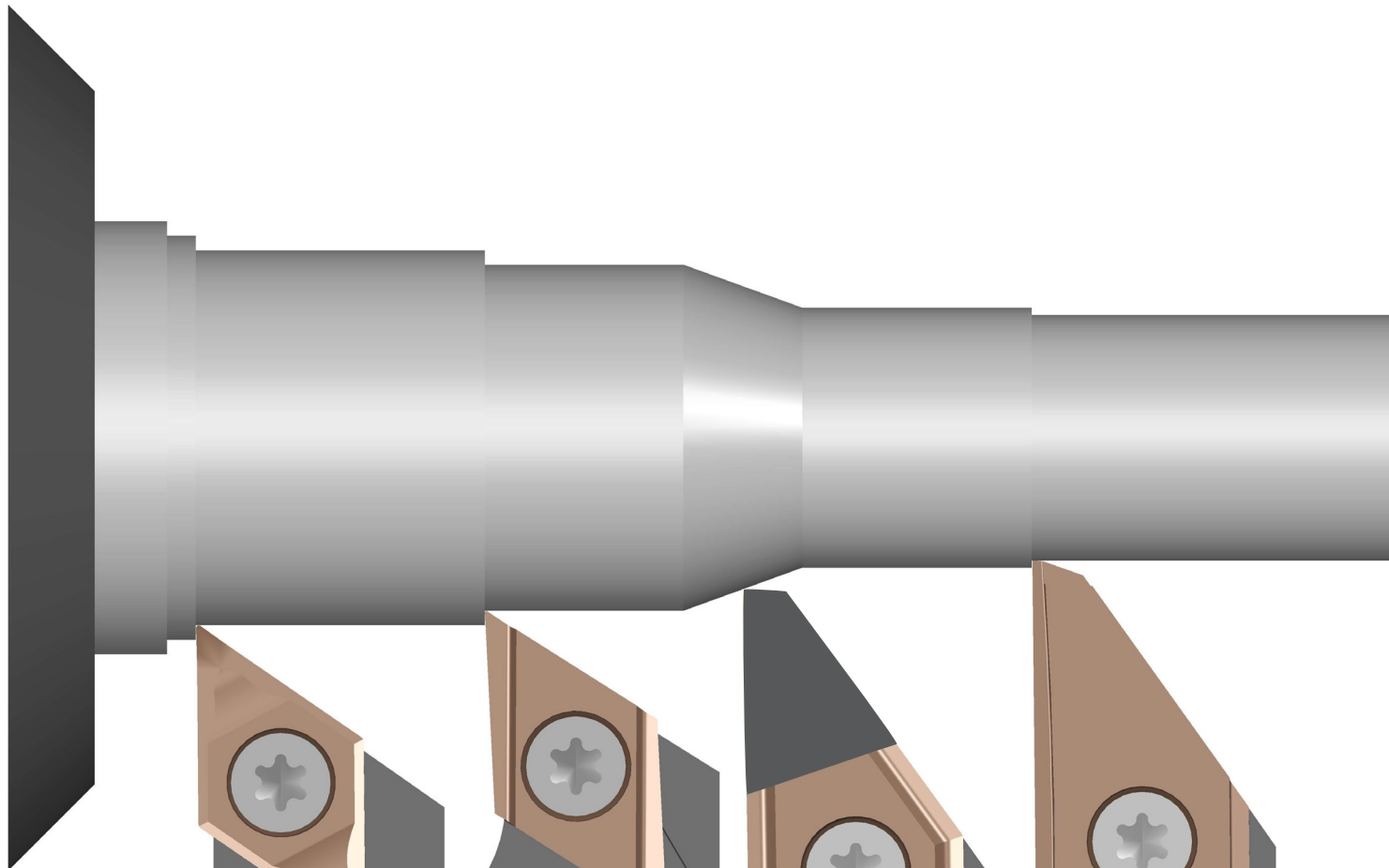
04 Plattenform

Insert shape







TOPDEC
Anwendungen
Applications



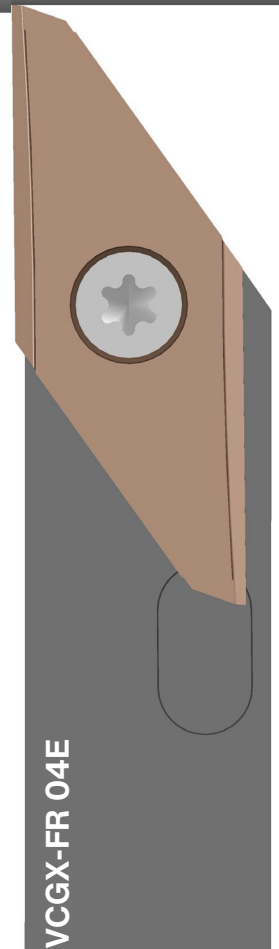
 128



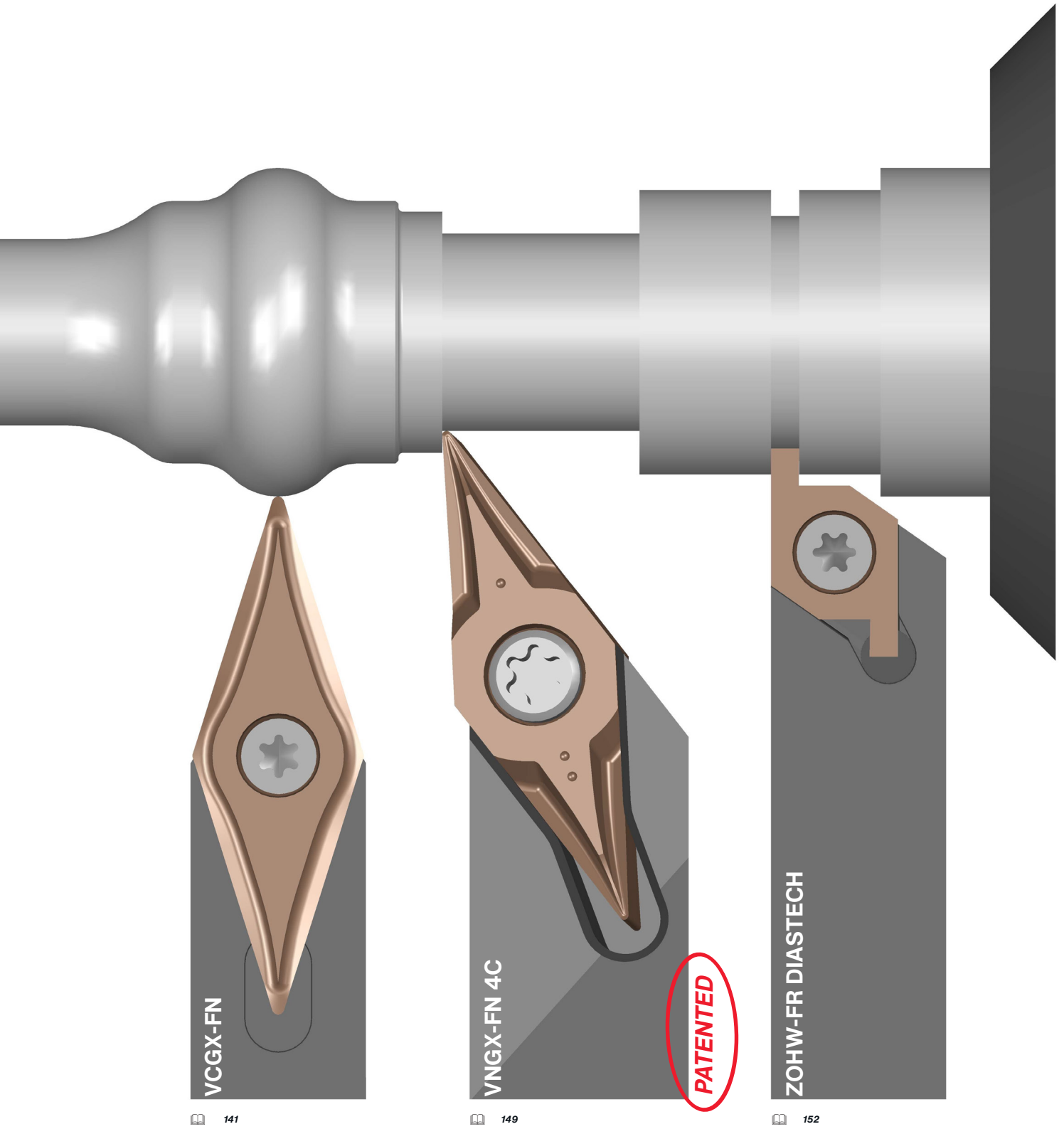
 127



 145



 144



VCGX-FN

141

VNGX-FN 4C

149

PATENTED

ZOHW-FR DIASTECH

152

TOPDEC

Anwendungen
Applications

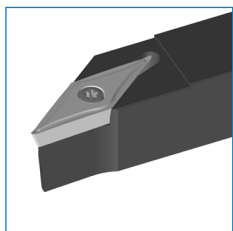
ISO		Werkstoffe Materials	DCGX FL/FR	DCGX FN	DCGX FN ALU	DCGX PCD	VCGX FL/FR	VCGX FN	VCGX FL/FR P8	VCGX FL/FR 04	VCGX FL/FR 04E
			▶	▶	▶	-	▶	▶	-	-	-
			▶▶▶	▶▶▶	▶▶▶	▶▶▶	▶▶▶	▶▶▶	▶▶▶	▶▶▶	▶▶▶
			📖 127	📖 128	📖 129	📖 130	📖 140	📖 141	📖 142	📖 143	📖 144
P	P1	Automatenstahl Free-cutting steel	▶▶▶	▶▶▶			▶▶▶	▶▶▶	▶▶▶	▶▶▶	▶▶▶
	P2	Automatenstahl bleifrei Lead-free free-cutting steel	▶▶▶	▶▶▶			▶▶▶	▶▶▶	▶▶▶	▶▶▶	▶▶▶
	P3	Unlegierter Stahl (Rm < 800 N/mm ²) Unalloyed steel (Rm < 800 N/mm ²)	▶▶▶	▶▶			▶▶▶	▶▶	▶▶▶	▶▶▶	▶▶▶
	P4	Niedriglegierter Stahl (Rm < 900 N/mm ²) Low alloy steel (Rm < 900 N/mm ²)	▶▶▶	▶▶			▶▶▶	▶▶	▶▶	▶▶	▶▶
	P5	Hochlegierter Stahl (Rm < 1200 N/mm ²) High alloy steel (Rm < 1200 N/mm ²)	▶▶▶	▶▶			▶▶▶	▶▶	▶▶	▶▶	▶▶
M	M1	Ferritischer rostfreier Stahl Ferritic stainless steel	▶▶▶	▶▶▶			▶▶▶	▶▶▶	▶▶▶	▶▶	▶▶
	M2	Martensitischer rostfreier Stahl Martensitic stainless steel	▶▶▶	▶▶▶			▶▶▶	▶▶▶	▶▶	▶	▶
	M3	Austenitischer rostfreier Stahl Austenitic stainless steel	▶▶▶	▶▶▶			▶▶▶	▶▶▶	▶▶▶	▶▶	▶▶
K	K1	Gusseisen Cast iron	▶	▶▶			▶▶	▶▶		▶▶	▶▶
N	N1	Aluminiumguss Cast aluminum	▶▶	▶▶	▶▶▶	▶▶▶	▶	▶▶	▶▶▶	▶	▶
	N2	Aluminium Legierungen Aluminum alloys	▶▶	▶▶	▶▶▶	▶▶▶	▶	▶▶	▶▶▶	▶	▶
	N3	Messing, Bronze Brass, Bronze	▶	▶▶	▶▶▶	▶▶▶	▶▶	▶▶	▶▶	▶▶▶	▶▶▶
	N4	Messing bleifrei Lead-free brass	▶	▶▶	▶▶▶	▶▶▶	▶▶	▶▶	▶▶	▶▶▶	▶▶▶
	N5	Kupfer Copper	▶▶	▶▶▶	▶▶▶	▶▶▶	▶	▶▶▶	▶▶	▶	▶
	N6	Edelmetalle Precious metals	▶	▶▶▶	▶▶▶	▶▶▶	▶	▶▶▶	▶▶	▶	▶
	N7	Platin, Palladium Platinum, Palladium	▶	▶	▶▶▶	▶▶▶	▶▶	▶	▶▶	▶▶	▶▶
	N8	Kunststoffe Plastics	▶▶	▶▶	▶▶▶	▶▶▶	▶	▶▶	▶▶▶		
S	S1	Titan rein Pure Titanium	▶▶▶	▶▶▶	▶▶	▶▶	▶▶▶	▶▶▶	▶▶	▶	▶
	S2	Titan Legierungen Titanium alloys	▶▶▶	▶▶▶	▶▶	▶	▶▶▶	▶▶▶	▶▶	▶▶▶	▶▶▶
	S3	Super Legierungen (Cr, Co, Ni) Superalloys (Cr, Co, Ni)	▶▶	▶▶	▶		▶▶▶	▶▶		▶▶	▶▶
H	H1	Gehärteter Stahl (< 55 HRC) Hardened steel (< 55 HRC)	▶▶	▶			▶▶	▶		▶▶	▶▶
	H2	Gehärteter Stahl (> 55 HRC) Hardened steel (> 55 HRC)	▶				▶			▶▶	▶▶

VCGX PCD FL/FR/FN	VNGX FN 4C	ZOHW FR	TDHW FN	TDHX FL/FR	WDHW FN	CDHW FN
-	▶▶	▶	-	▶	-	▶
▶▶▶	▶▶▶	▶▶▶	▶▶▶	▶▶▶	▶▶▶	▶▶▶
145	149	152	155	156	157	159
	▶▶▶	▶▶▶	▶▶	▶▶	▶▶	▶▶▶
	▶▶▶	▶▶▶	▶▶	▶▶	▶▶	▶▶▶
	▶▶	▶▶▶	▶	▶	▶	▶▶▶
	▶▶	▶▶	▶	▶	▶	▶▶▶
	▶▶	▶▶	▶	▶	▶	▶▶▶
	▶▶▶	▶▶	▶▶	▶▶	▶▶	▶▶▶
	▶▶▶	▶	▶▶	▶▶	▶▶	▶▶▶
	▶▶▶	▶▶	▶▶	▶▶	▶▶	▶▶▶
	▶▶	▶▶	▶	▶	▶	▶
▶▶▶	▶▶	▶	▶	▶	▶	▶▶
▶▶▶	▶▶	▶	▶	▶	▶	▶▶
▶▶▶	▶▶	▶▶▶	▶	▶	▶	▶▶
▶▶▶	▶▶	▶▶▶	▶	▶	▶	▶▶
▶▶▶	▶▶▶	▶	▶▶	▶▶	▶▶	▶▶
▶▶▶	▶▶▶	▶	▶▶	▶▶	▶▶	▶▶
▶▶▶	▶	▶▶				▶▶
▶▶▶	▶▶		▶	▶	▶	▶▶
▶▶	▶▶▶	▶	▶▶	▶▶	▶▶	▶▶
▶	▶▶▶	▶▶▶	▶▶	▶▶	▶▶	▶▶
	▶▶	▶▶	▶	▶	▶	▶▶
	▶	▶▶				
		▶▶				

▶▶▶ Optimal / *Optimal* ▶▶ Gut / *Good* ▶ Funktionell / *Functional*

FEATURES

Stärken
Strengths



Wiederholgenauigkeit und Prozesssicherheit

Die komplett geschliffene TOPDEC Wendeplatte in Kombination mit dem hochwertigen Werkzeughalter, erzielen eine hohe Wiederholgenauigkeit und Prozesssicherheit für die Zerspaltung von hochpräzisen Drehteilen.

Process repeatability and reliability

The fully ground TOPDEC inserts, combined with the ultra-precision toolholder, ensure extremely high process repeatability and reliability for turning high-precision parts.




Mikroradien

Dank unserem Know-How im Schleifverfahren als Schleifwerkzeug Hersteller sind wir in der Lage, Mikroradien ab 0.005mm auf Wendeschneidplatten zu fertigen.

Micro-radius

As a manufacturer of abrasive tools, our grinding expertise enables us to machine 0.005 mm micro-radius on our inserts.

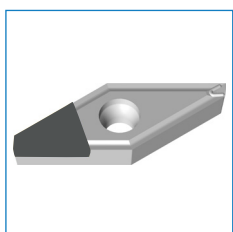


TOPDEC 4C: ein Diametal Patent

TOPDEC 4C Wendeschneidplatte verdoppelt die Anzahl der Schneiden und garantiert die einzigartige DIAMETAL Oberflächenqualität.

TOPDEC 4C: a Diametal patent

The TOPDEC 4C insert doubles the number of cutting edges and guarantees the unique DIAMETAL surface quality.



Wendeplatten mit PKD und MKD bestückt

Die TOPDEC Wendeschneidplatten gibt es auch mit PKD oder MKD Ausführung. Dies dient insbesondere für die Bearbeitung von NE-Metallen wie Aluminium, Al-Si-Legierung, Kupfer, Messing, Bronze sowie Grafit, CFK/GFK, MMC, Hartmetall und Edelmetalle.

PCD and MCD inserts

TOPDEC inserts are also available in PCD and MCD versions. They are mainly recommended for machining non-ferrous metals such as aluminum, Al-Si alloys, copper, brass, bronze as well as graphite, carbon fibre reinforced plastics, composites, hard metals and precious metals.



Schwingungsdämpfende Bohrstan- gen

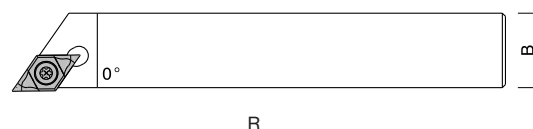
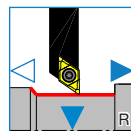
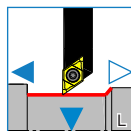
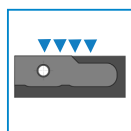

Der Hartmetalkörper der TOPDEC Bohrstan- gen, ermöglicht eine extreme Stabilität und eine aussergewöhnliche Präzision beim Ausdrehen ab Durchmessern von 4.5 mm.

Anti-vibration boring bars

The carbide body of TOPDEC boring bars ensures extreme stability and exceptional precision when boring holes from Ø4.5 mm.

SDAC 90°

Hochpräzisions-Werkzeughalter für Feinstdrehen
High-precision toolholder for fine turning



A x B x L	Dir. L Art. N°	Dir. R Art. N°
-----------	-------------------	-------------------

SDACL & SDACR


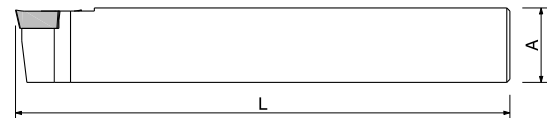
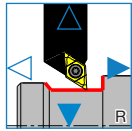
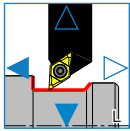
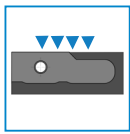

8 x 8 x 120	234238	234242
10 x 10 x 120	234239	234243
12 x 12 x 120	234240	234244
16 x 16 x 120	234241	234245

Werkzeughalter mit Schraube & Schraubenzieher geliefert
Toolholder provided with screw & screwdriver

Ein R-Werkzeughalter benötigt eine R- oder N-Wendeschneidplatte
An R toolholder requires R or N inserts

SDJC 93°

Hochpräzisions-Werkzeughalter für Feinstdrehen
High-precision toolholder for fine turning



R

A x B x L	Dir. L Art. N°	Dir. R Art. N°
-----------	-------------------	-------------------

SDJCL & SDJCR

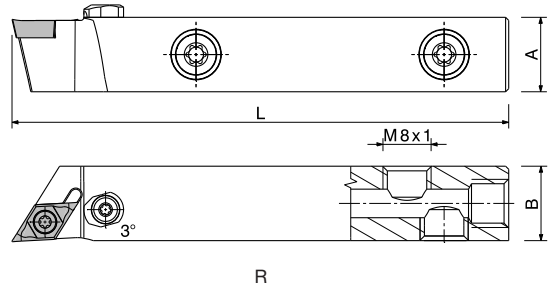
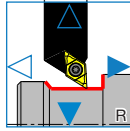
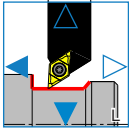
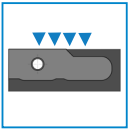

8 x 8 x 120	300782	300781
10 x 10 x 120	300784	300783
12 x 12 x 120	300786	300785
16 x 16 x 120	300788	300787
20 x 20 x 120	399643	388077

Werkzeughalter mit Schraube & Schraubenzieher geliefert
Toolholder provided with screw & screwdriver

Ein R-Werkzeughalter benötigt eine R- oder N-Wendeschnidplatte
An R toolholder requires R or N inserts

SDJC-C 93°

Hochpräzisions-Werkzeughalter mit Innenkühlung für Feinstdrehen
High precision toolholders with integrated coolant for fine turning



A x B x L	Dir. L Art. N°	Dir. R Art. N°
-----------	-------------------	-------------------

SDJCL-C & SDJCR-C

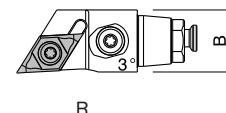
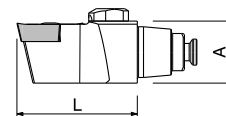
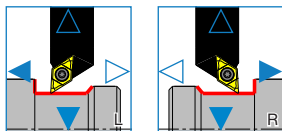

10 x 10 x 120	452290	452352
12 x 12 x 120	452350	452353
16 x 16 x 120	452351	452354

Werkzeughalter mit Schraube & Schraubenzieher geliefert
Toolholder provided with screw & screwdriver

Ein R-Werkzeughalter benötigt eine R- oder N-Wendeschneidplatte
An R toolholder requires R or N inserts

SDJC-Q 93°

Hochpräzisions-Schnellwechselschneidköpfe mit Innenkühlung
High-precision quick interchangeable heads with integrated coolant



R

A x B x L	Dir. L Art. N°	Dir. R Art. N°
-----------	-------------------	-------------------

SDJCL-Q & SDJCR-Q

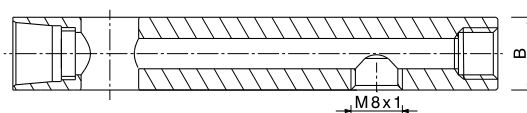
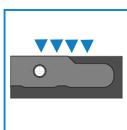

10 x 10 x 20	452296	452299
12 x 12 x 20	452297	452300
16 x 16 x 25	452298	452301

Werkzeughalter inklusive Schraube und Schraubenzieher
Toolholder supplied with screw and screwdriver

Ein R-Werkzeughalter erfordert R- oder N-Wendeschneidplatten
An R toolholder requires R or N inserts

Q

Grundhalter für Schnellwechselköpfe
Tool holder for quick interchangeable heads



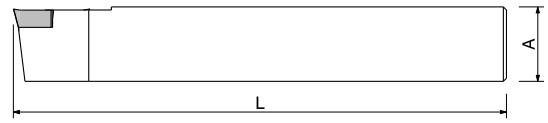
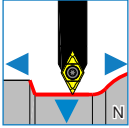
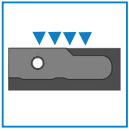
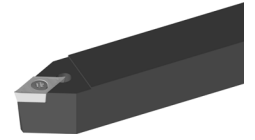
A x B x L	Art. N°
-----------	---------

Q

10 x 10 x 80	448013
12 x 12 x 80	448014
16 x 16 x 80	448015

SDNC

Hochpräzisions-Werkzeughalter für Kopierdrehen
High-precision toolholder for profiling



N

A x B x L	Dir. N Art. N°
-----------	-------------------

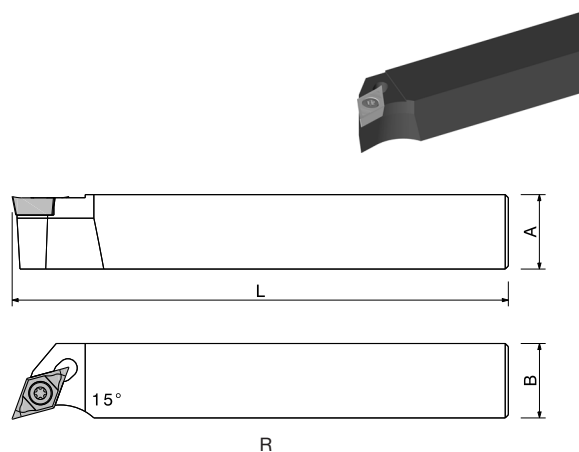
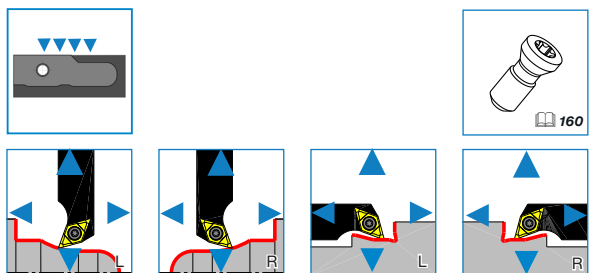
SDNCN

8 x 8 x 120	305373
10 x 10 x 120	305374
12 x 12 x 120	305375
16 x 16 x 120	305376

Werkzeughalter mit Schraube & Schraubenzieher geliefert
Toolholder provided with screw & screwdriver

SDXC

Hochpräzisions-Werkzeughalter für Feinstdrehen
High-precision toolholder for fine turning



A x B x L	Dir. L Art. N°	Dir. R Art. N°
-----------	-------------------	-------------------

SDXCL & SDXCR

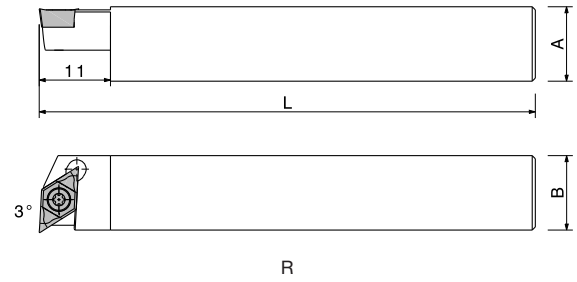
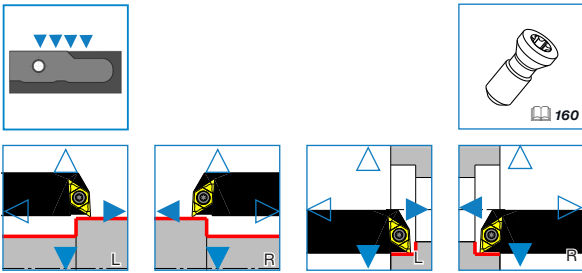

12 x 12 x 120	305372	305371
20 x 20 x 120		446449

Werkzeughalter mit Schraube & Schraubenzieher geliefert
Toolholder provided with screw & screwdriver

Ein R-Werkzeughalter benötigt eine L- oder N-Wendeschneidplatte
An R toolholder requires L or N inserts

SDUC

Hochpräzisions-Werkzeughalter für Innen- und Aussendrehen
High-precision toolholder for internal and external turning



A x B x L	Ø min.	Dir. L Art. N°	Dir. R Art. N°
-----------	--------	-------------------	-------------------

SDUCL & SDUCR

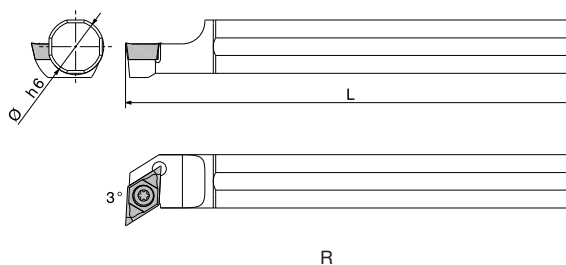
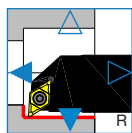
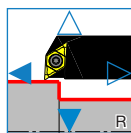
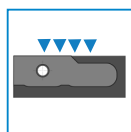

12 x 12 x 80	16.0	304874	304873
--------------	------	--------	--------

Werkzeughalter mit Schraube & Schraubenzieher geliefert
Toolholder provided with screw & screwdriver

Ein R-Werkzeughalter benötigt eine L- oder N-Wendeschneidplatte
An R toolholder requires L or N inserts

SDUC Ø

Hochpräzisions-Werkzeughalter für Innen- und Aussendrehen
High-precision toolholder for internal and external turning



$\varnothing \times L$	$\varnothing \text{ min.}$	Dir. L Art. N°	Dir. R Art. N°
------------------------	----------------------------	-------------------	-------------------

SDUCL & SDUCR

$\varnothing 10 \times 80$	12.5		395101
$\varnothing 16 \times 120$	16.5		395102

Werkzeughalter mit Schraube & Schraubenzieher geliefert
Toolholder provided with screw & screwdriver

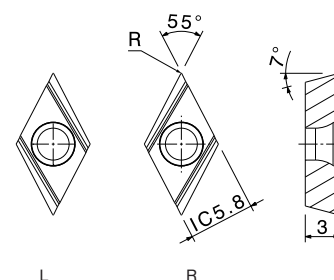

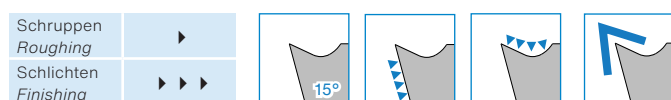
Ein R-Werkzeughalter benötigt eine L- oder N-Wendeschneidplatte
An R toolholder requires L or N inserts

DCGX

Wendeschneidplatten für Feinstdrehen
Inserts for fine turning



P1	P2	P3	P4	P5	M1	M2	M3	K1	N1	N2
N3	N4	N5	N6	N7	N8	S1	S2	S3	H1	H2



Bezeichnung Designation	R	Unbeschichtet Uncoated Art. N°	DWS Art. N°	D10 Art. N°	D20 Art. N°	D30 Art. N°	D60 Art. N°	Cermet Art. N°
----------------------------	---	--------------------------------------	----------------	----------------	----------------	----------------	----------------	-------------------

DCGX-FL

DCGX-FL 0703003	0.03	437960	438024	434440	370856	375448	375457	
DCGX-FL 070301	0.10	432799	438025	236136	234223	236154	444237	358919
DCGX-FL 070302	0.20	408832	437873	236137	234224	236155	391129	358920
DCGX-FL 070304	0.40	438026	438027	236138	234225	236156		358921
DCGX-FL 070305	0.50	453083				404681		

DCGX-FR

DCGX-FR 0703000	0.00	381211	438093					
DCGX-FR 0703002	0.02	354948	440133				443925	
DCGX-FR 0703003	0.03	438034	438036		369885	375454	375456	
DCGX-FR 0703005	0.05	453924	438092		419073			
DCGX-FR 070301	0.10	432798	438037	236145	234220	236157	390950	358916
DCGX-FR 0703015	0.15	453922			379624			
DCGX-FR 070302	0.20	422841	437883	236146	234221	236158	375024	358917
DCGX-FR 070303	0.30	453925			370463			
DCGX-FR 070304	0.40	418993	438038	236147	234222	236159	401586	358918

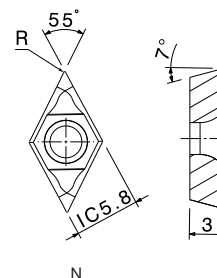

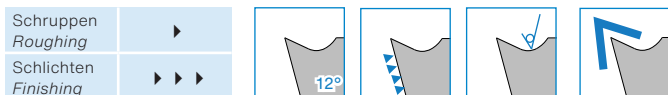
Andere Ausführungen auf Anfrage
Other executions on request

DCGX

Wendeschneidplatten für Feinstdrehen
Inserts for fine turning



P1	P2	P3	P4	P5	M1	M2	M3	K1	N1	N2
N3	N4	N5	N6	N7	N8	S1	S2	S3	H1	



Bezeichnung <i>Designation</i>	R	Unbeschichtet <i>Uncoated</i> Art. N°	DWS Art. N°	D10 Art. N°	D20 Art. N°	D30 Art. N°	D60 Art. N°	Cermet Art. N°
-----------------------------------	---	---	----------------	----------------	----------------	----------------	----------------	-------------------

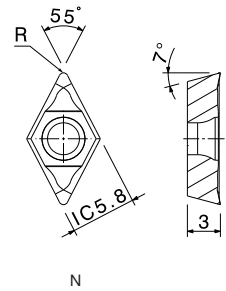

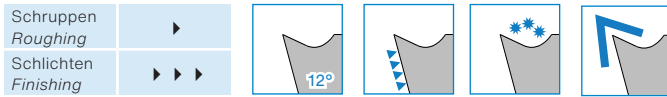
DCGX-FN

DCGX-FN 0703003	0.03	438028	438029			431033	443969	-
DCGX-FN 0703005	0.05	414039	438030			431032	443970	-
DCGX-FN 070301	0.10	438031	437834	305339	305341	305343	443844	-
DCGX-FN 070302	0.20	438032	438033	305340	305342	305344	441774	-

Andere Ausführungen auf Anfrage
Other executions on request

DCGX ALU

Polierte Wendeschneidplatten für Feinstdrehen von Aluminium
Polished inserts for fine turning of aluminum



Bezeichnung <i>Designation</i>	R	Unbeschichtet <i>Uncoated</i> Art. N°
-----------------------------------	---	---

DCGX-FN ALU

DCGX-FN 070302 ALU	0.20	370687
DCGX-FN 070304 ALU	0.40	372822

Andere Ausführungen auf Anfrage
Other executions on request

DCGX PKD

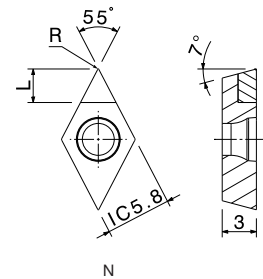

Diamant-Wendeschneidplatten für Feinst drehen von Nichteisenmetalle
 Diamond inserts for fine turning of non-ferrous materials



N1 N2

N3 N4 N5 N6 N7 N8 S1 S2

Schruppen Roughing	-				
Schlichten Finishing	▶▶▶				



Bezeichnung Designation	R	L	PCD Art. N°
----------------------------	---	---	----------------

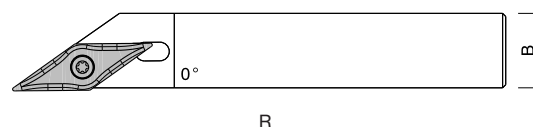
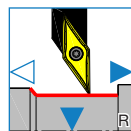
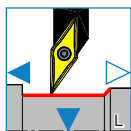
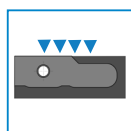
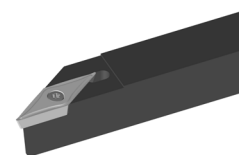
DCGX-FN PCD

DCGX-FN 0703005	0.05	4.0	371910
DCGX-FN 070301	0.10	4.0	371909
DCGX-FN 070302	0.20	4.0	371903
DCGX-FN 070304	0.40	4.0	371908

Andere Ausführungen auf Anfrage
 Other executions on request

SVAC 90°

Hochpräzisions-Werkzeughalter für Feinstdrehen
High-precision toolholder for fine turning



R

A x B x L	Dir. L Art. N°	Dir. R Art. N°
-----------	-------------------	-------------------

SVACL & SVACR

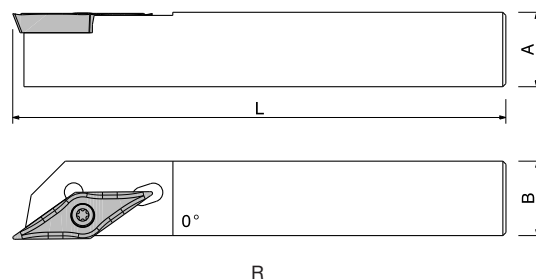
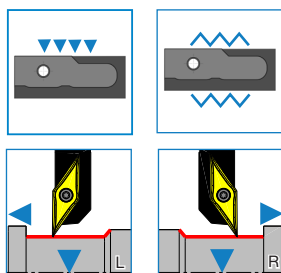
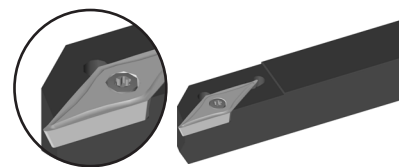
8 x 8 x 120	234226	234233
10 x 10 x 120	234227	234234
12 x 12 x 120	234228	234235
16 x 16 x 120	234229	234236

Werkzeughalter mit Schraube & Schraubenzieher geliefert
Toolholder provided with screw & screwdriver

Ein R-Werkzeughalter benötigt eine R- oder N-Wendeschneidplatte
An R toolholder requires R or N inserts

SVAC3 90°

Verstärkte Hochpräzisions-Werkzeughalter für Feinstdrehen
Reinforced high-precision toolholder for fine turning



A x B x L	Dir. L Art. N°	Dir. R Art. N°
-----------	-------------------	-------------------

SVAC3L & SVAC3R

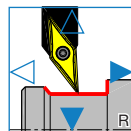
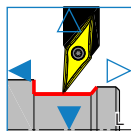
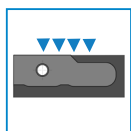
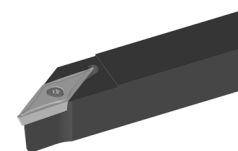
8 x 10 x 120	382991	392278
10 x 10 x 120	442974	399129
12 x 12 x 120	373976	392279
16 x 16 x 120	442982	442983

Werkzeughalter mit Schraube & Schraubenzieher geliefert
Toolholder provided with screw & screwdriver

Ein R-Werkzeughalter benötigt eine R- oder N-Wendeschneidplatte
An R toolholder requires R or N inserts

SVJC 93°

Hochpräzisions-Werkzeughalter für Feinstdrehen
High-precision toolholder for fine turning



R

A x B x L	Dir. L Art. N°	Dir. R Art. N°
-----------	-------------------	-------------------

SVJCL & SVJCR

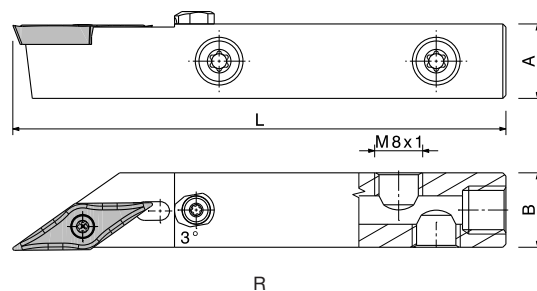
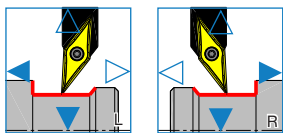
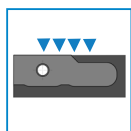

8 x 10 x 120	358497	358496
10 x 10 x 120	300774	300773
12 x 12 x 120	300776	300775
16 x 16 x 120	300778	300777
20 x 20 x 120	300780	300779

Werkzeughalter mit Schraube & Schraubenzieher geliefert
Toolholder provided with screw & screwdriver

Ein R-Werkzeughalter benötigt eine R- oder N-Wendeschneidplatte
An R toolholder requires R or N inserts

SVJC-C 93°

Hochpräzisions-Werkzeughalter mit Innenkühlung für Feinstdrehen
High precision toolholders with integrated coolant for fine turning



A x B x L	Dir. L Art. N°	Dir. R Art. N°
-----------	-------------------	-------------------

SVJCL-C & SVJCR-C

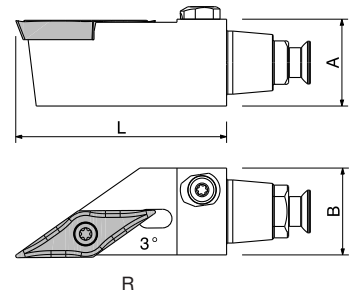
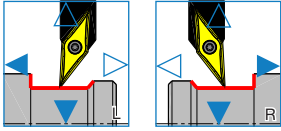

10 x 10 x 120	452661	452664
12 x 12 x 120	452662	452665
16 x 16 x 120	452663	452666

Werkzeughalter mit Schraube & Schraubenzieher geliefert
Toolholder provided with screw & screwdriver

Ein R-Werkzeughalter benötigt eine R- oder N-Wendeschneidplatte
An R toolholder requires R or N inserts

SVJC-Q 93°

Hochpräzisions-Schnellwechselschneidköpfe mit Innenkühlung
 High-precision quick interchangeable heads with integrated coolant



A x B x L	Dir. L Art. N°	Dir. R Art. N°
-----------	-------------------	-------------------

SVJCL-Q & SVJCR-Q

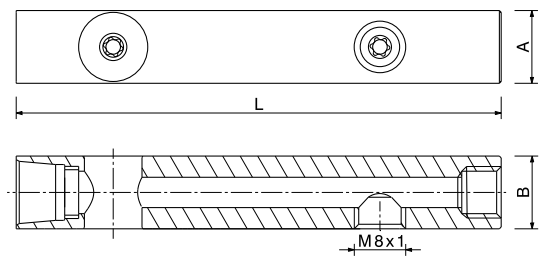
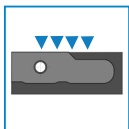

10 x 10 x 30	452308	452311
12 x 12 x 30	452309	452312
16 x 16 x 30	452310	452313

Werkzeughalter mit Schraube & Schraubenzieher geliefert
 Toolholder provided with screw & screwdriver

Ein R-Werkzeughalter benötigt eine R- oder N-Wendeschneidplatte
 An R toolholder requires R or N inserts

Q

Grundhalter für Schnellwechselköpfe
 Tool holder for quick interchangeable heads



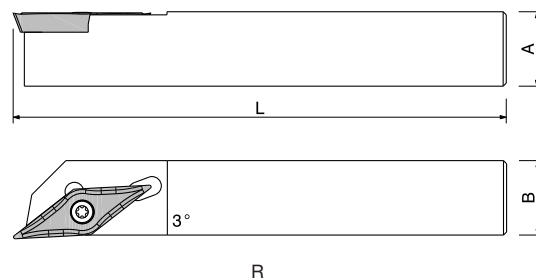
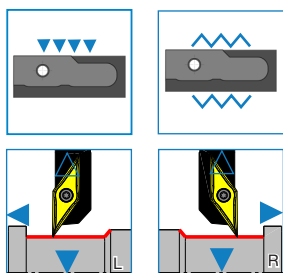
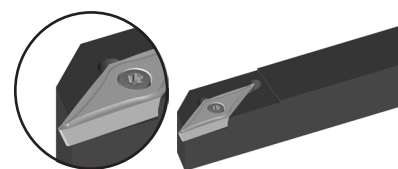
A x B x L	Art. N°
-----------	---------

Q

10 x 10 x 80	448013
12 x 12 x 80	448014
16 x 16 x 80	448015

SVJC3 93°

Verstärkte Hochpräzisions-Werkzeughalter für Feinstdrehen
 Reinforced high-precision toolholder for fine turning



A x B x L	Dir. L Art. N°	Dir. R Art. N°
-----------	-------------------	-------------------

SVJC3L & SVJC3R

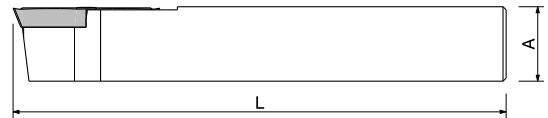
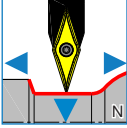
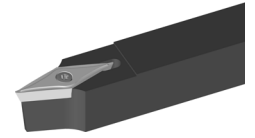
8 x 10 x 120	440055	440056
10 x 10 x 120	440057	440058
12 x 12 x 120	440059	440060

Werkzeughalter mit Schraube & Schraubenzieher geliefert
 Toolholder provided with screw & screwdriver

Ein R-Werkzeughalter benötigt eine R- oder N-Wendeschneidplatte
 An R toolholder requires R or N inserts

SVVC

Hochpräzisions-Werkzeughalter für Kopierdrehen
High-precision toolholder for profiling



N

A x B x L	Dir. N Art. N°
-----------	-------------------

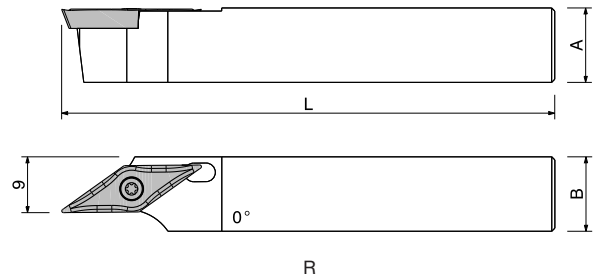
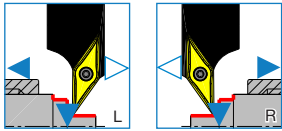
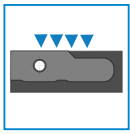
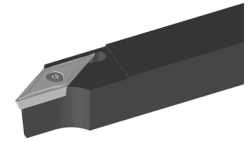
SVVCN

8 x 8 x 120	234246
10 x 10 x 120	234247
12 x 12 x 120	234248
16 x 16 x 120	234249

Werkzeughalter mit Schraube & Schraubenzieher geliefert
Toolholder provided with screw & screwdriver

SVXC

Versetzte Hochpräzisions-Werkzeughalter für Feinstdrehen
Offset high-precision toolholder for fine turning



A x B x L	Dir. L Art. N°	Dir. R Art. N°
-----------	-------------------	-------------------

SVXCL & SVXCR

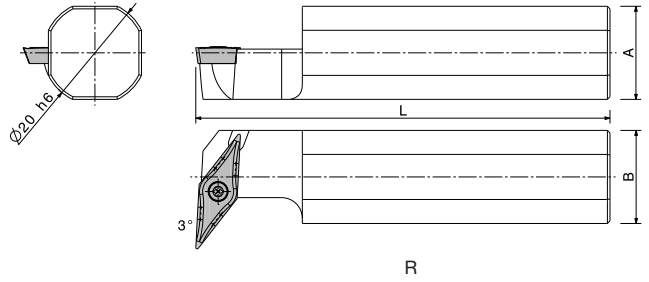
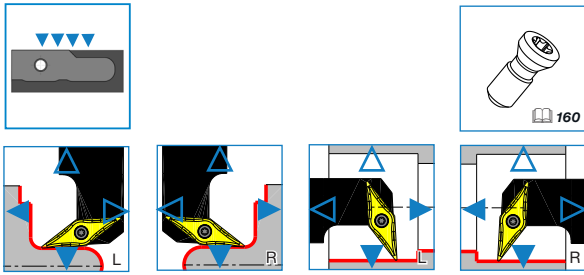

10 x 10 x 120	377867	377863
12 x 12 x 120	377866	377862
16 x 16 x 120	377865	377861
20 x 20 x 120	377864	377860

Werkzeughalter mit Schraube & Schraubenzieher geliefert
Toolholder provided with screw & screwdriver

Ein R-Werkzeughalter benötigt eine R- oder N-Wendeschneidplatte
An R toolholder requires R or N inserts

SVUC 93°

Hochpräzisions-Werkzeughalter für Innen- und Aussendrehen
High-precision toolholder for internal and external turning



A x B x L	Ø min.	Dir. L Art. N°	Dir. R Art. N°
-----------	--------	-------------------	-------------------

SVUCL & SVUCR


18 x 18 x 80	23.5	443624	443325
--------------	------	--------	--------

Werkzeughalter mit Schraube & Schraubenzieher geliefert
Toolholder provided with screw & screwdriver

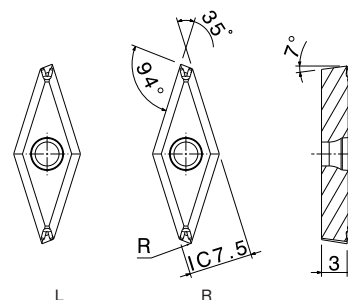
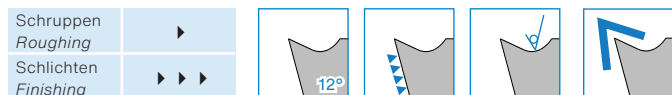
Ein R-Werkzeughalter benötigt eine L- oder N-Wendeschneidplatte
An R toolholder requires L or N inserts

VCGX

Wendeschneidplatten für Feinstdrehen
Inserts for fine turning



P1	P2	P3	P4	P5	M1	M2	M3	K1	N1	N2
N3	N4	N5	N6	N7	N8	S1	S2	S3	H1	H2



Bezeichnung Designation	R	Unbeschichtet Uncoated Art. N°	DWS Art. N°	D10 Art. N°	D20 Art. N°	D30 Art. N°	D60 Art. N°	Cermet Art. N°
----------------------------	---	--------------------------------------	----------------	----------------	----------------	----------------	----------------	-------------------

VCGX-FL

VCGX-FL 1203000	0.00	382859	438039	236148	234216	236160	405907	301473
VCGX-FL 1203008	0.08	397401	438041	236149	234217	236161	387959	301474
VCGX-FL 120302	0.20	440087	440136				403409	

VCGX-FR

VCGX-FR 1203000	0.00	416177	434839	236152	234214	236164	392368	301471
VCGX-FR 1203003	0.03	440137	437062		412450	437061	442663	
VCGX-FR 1203008	0.08	356571	438051	236153	234215	236165	383574	301472
VCGX-FR 120302	0.20	438052	438053	427625	361749	441040	387788	

Andere Ausführungen auf Anfrage
Other executions on request

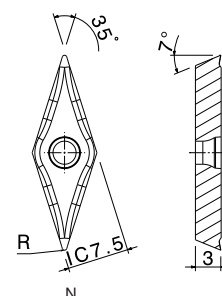

VCGX

Wendeschneidplatten für Feinstdrehen
Inserts for fine turning



P1	P2	P3	P4	P5	M1	M2	M3	K1	N1	N2
N3	N4	N5	N6	N7	N8	S1	S2	S3	H1	

Schruppen Roughing	▶				
Schlichten Finishing	▶▶▶				



Bezeichnung Designation	R	Unbeschichtet Uncoated Art. N°	DWS Art. N°	D10 Art. N°	D20 Art. N°	D30 Art. N°	D60 Art. N°	Cermet Art. N°
----------------------------	---	--------------------------------------	----------------	----------------	----------------	----------------	----------------	-------------------


VCGX-FN

VCGX-FN 1203003	0.03	440139	440138		406853		422708	
VCGX-FN 1203005	0.05	437821	438044		381258	431420	401859	430844
VCGX-FN 1203008	0.08	438045	438046	367805	367806	367807	400494	
VCGX-FN 120301	0.10	440140	444433		387892		432908	
VCGX-FN 120302	0.20	357910	434731	236150	234218	236162	388948	384543
VCGX-FN 120304	0.40	361990	438049	236151	234219	236163	386354	371948

Andere Ausführungen auf Anfrage
Other executions on request

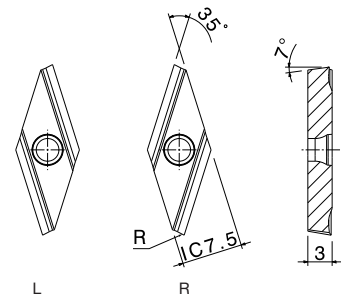
VCGX P8

Wendeschneidplatten für Feinstdrehen von kleinen Durchmessern
Inserts for fine turning for small diameters



P1	P2	P3	P4	P5	M1	M2	M3	N1	N2
N3	N4	N5	N6	N7	N8	S1	S2		

Schruppen Roughing	-				
Schlichten Finishing	▶▶▶				



Bezeichnung Designation	R	Unbeschichtet Uncoated Art. N°	DWS Art. N°	D10 Art. N°	D20 Art. N°	D30 Art. N°
----------------------------	---	--------------------------------------	----------------	----------------	----------------	----------------

VCGX-FL P8

VCGX-FL 1203000 P8	0.00	440142	440141		365208	
VCGX-FL 1203008 P8	0.08	440145	440143	369299	364924	

VCGX-FR P8

VCGX-FR 1203000 P8	0.00	440147	440146		364501	364508
VCGX-FR 1203008 P8	0.08	428726	440148	369300	368858	

Andere Ausführungen auf Anfrage
Other executions on request

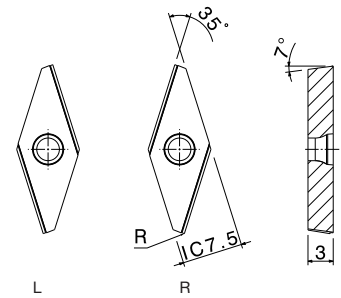

VCGX 04

Wendeschneidplatten für Feinstdrehen von kleinen Durchmessern
Inserts for fine turning for small diameters



P1	P2	P3	P4	P5	M1	M2	M3	K1	N1	N2
N3	N4	N5	N6	N7		S1	S2	S3	H1	H2

Schruppen <i>Roughing</i>	-				
Schlichten <i>Finishing</i>	▶▶▶				



Bezeichnung <i>Designation</i>	R	Unbeschichtet <i>Uncoated</i> Art. N°	DWS Art. N°	D20 Art. N°
-----------------------------------	---	---	----------------	----------------

VCGX-FL 04

VCGX-FL 1203000 04	0.00	440150	440149	361353
VCGX-FL 1203008 04	0.08	440152	440151	361354


VCGX-FR 04

VCGX-FR 1203000 04	0.00	440154	440153	361352
VCGX-FR 1203008 04	0.08	440156	440155	361351

Andere Ausführungen auf Anfrage
Other executions on request

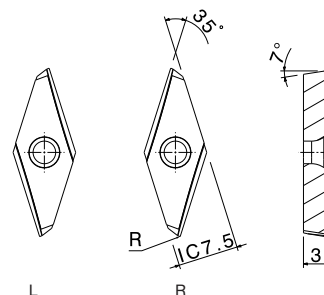
VCGX 04E

Wendeschneidplatten für Feinstdrehen von kleinen Durchmessern
Inserts for fine turning for small diameters



P1	P2	P3	P4	P5	M1	M2	M3	K1	N1	N2
N3	N4	N5	N6	N7		S1	S2	S3	H1	H2

Schruppen <i>Roughing</i>	-				
Schlichten <i>Finishing</i>	▶▶▶				



Bezeichnung <i>Designation</i>	R	Unbeschichtet <i>Uncoated</i> Art. N°	DWS Art. N°	D20 Art. N°
-----------------------------------	---	---	----------------	----------------

VCGX-FL-04E

VCGX-FL 1203000 04E	0.00	403668	440157	367835
VCGX-FL 1203008 04E	0.08	440159	440158	367653


VCGX-FR-04E

VCGX-FR 1203000 04E	0.00	440161	440160	368914
VCGX-FR 1203008 04E	0.08	440163	440162	368916

Andere Ausführungen auf Anfrage
Other executions on request

VCGX PKD

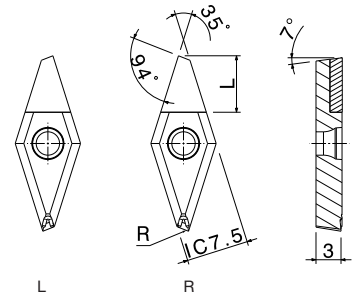
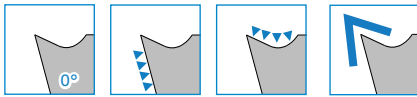
Diamant-Wendeschneidplatten für Feinstdrehen von Nichteisenmetallen
Diamond inserts for fine turning of non-ferrous metals



N1 N2

N3 N4 N5 N6 N7 N8 S1 S2

Schruppen Roughing	-
Schlichten Finishing	▶ ▶ ▶



Bezeichnung Designation	R	L	PCD Art. N°
----------------------------	---	---	----------------

VCGX-FL PCD

VCGX-FL 1203005	0.05	5.0	375426
-----------------	------	-----	--------

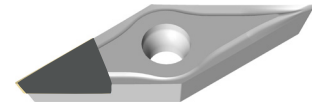
VCGX-FR PCD

VCGX-FR 1203000	0.00	5.0	416622
VCGX-FR 1203005	0.05	5.0	392922
VCGX-FR 120302	0.20	6.0	433860

Andere Ausführungen auf Anfrage
Other executions on request

VCGX PKD

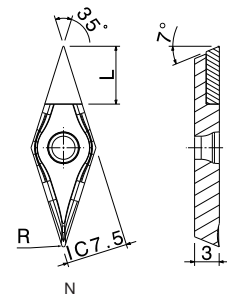
Diamant-Wendeschneidplatten für Feinstdrehen von Nichteisenmetallen
Diamond inserts for fine turning of non-ferrous metals



N1 N2

N3 N4 N5 N6 N7 N8 S1 S2

Schruppen Roughing	-				
Schlichten Finishing	▶ ▶ ▶				



Bezeichnung Designation	R	L	PCD Art. N°
----------------------------	---	---	----------------

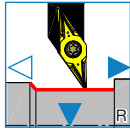
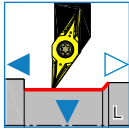
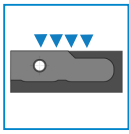
VCGX-FN PCD

VCGX-FN 1203000	0.00	6.0	416580
VCGX-FN 1203005	0.05	6.0	443684
VCGX-FN 1203008	0.08	6.0	371916
VCGX-FN 120302	0.20	6.0	371913
VCGX-FN 120304	0.40	6.0	371912

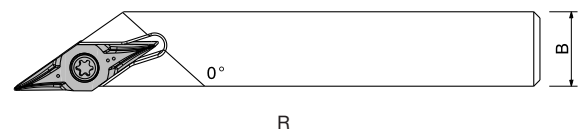
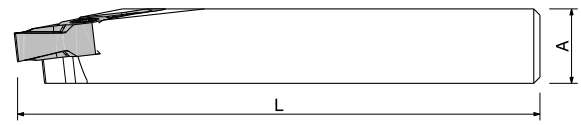

Andere Ausführungen auf Anfrage
Other executions on request

SVAN 90°

Hochpräzisions-Werkzeughalter für Feinstdrehen
High-precision toolholder for fine turning



PATENTED



A x B x L	Dir. L Art. N°	Dir. R Art. N°
-----------	-------------------	-------------------

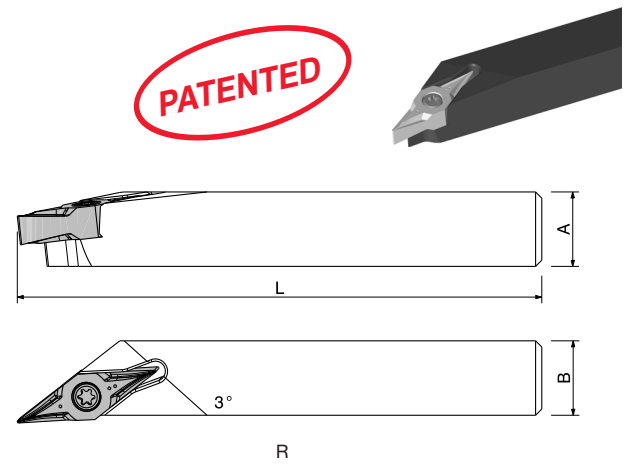
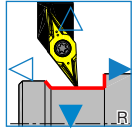
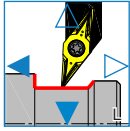
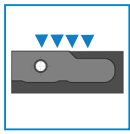
SVANL & SVANR

10 x 10 x 120		434058
12 x 12 x 120		434059
16 x 16 x 120		434060
20 x 20 x 120		434061

Werkzeughalter mit Schraube & Schraubenzieher geliefert
Toolholder provided with screw & screwdriver

SVJN 93°

Hochpräzisions-Werkzeughalter für Feinstdrehen
High-precision toolholder for fine turning



A x B x L	Dir. L Art. N°	Dir. R Art. N°
-----------	-------------------	-------------------

SVJNL & SVJNR

10 x 10 x 120		436621
12 x 12 x 120		436622
16 x 16 x 120		436623
20 x 20 x 120		436624

Werkzeughalter mit Schraube & Schraubenzieher geliefert
Toolholder provided with screw & screwdriver

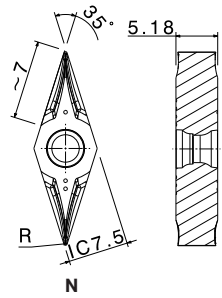
VNGX 4C

Wendeschneidplatten mit 4 Schneidkanten für Feinstdrehen
Inserts with 4 cutting edges for fine turning



P1	P2	P3	P4	P5	M1	M2	M3	K1	N1	N2
N3	N4	N5	N6	N7	N8	S1	S2	S3	H1	

Schruppen <i>Roughing</i>	▶▶				
Schlichten <i>Finishing</i>	▶▶▶				



Bezeichnung <i>Designation</i>	R	Unbeschichtet <i>Uncoated</i> Art. N°	DWS Art. N°	D60 Art. N°
-----------------------------------	---	---	----------------	----------------

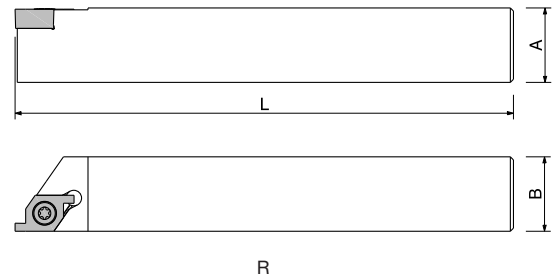
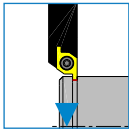
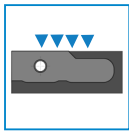

VNGX-FN 4C

VNGX-FN 1204008 4C	0.08	433984	436615	433653
VNGX-FN 120402 4C	0.20	436039	436620	436619

Andere Ausführungen auf Anfrage
Other executions on request

SDCO DIASTECH

Hochpräzisions-Werkzeughalter für radiales Einstechen
High-precision toolholder for radial grooving



R

A x B x L	Dir. L Art. N°	Dir. R Art. N°
-----------	-------------------	-------------------

SDCOL & SDCOR


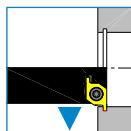
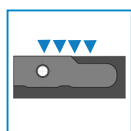

8 x 8 x 120		358862
10 x 10 x 120		358863
12 x 12 x 120		358865

Werkzeughalter mit Schraube & Schraubenzieher geliefert
Toolholder provided with screw & screwdriver

Ein R-Werkzeughalter benötigt eine R Wendeschneidplatte
An R toolholder requires R inserts

SDGO 90° DIASTECH

Hochpräzisions-Werkzeughalter für Inneneinstechen
High-precision toolholder for internal grooving



A x B x L	Ø min.	Dir. L Art. N°	Dir. R Art. N°
-----------	--------	-------------------	-------------------

SDGOL & SDGOR

10 x 10 x 80	15	358867	
12 x 12 x 80	15	358868	

Werkzeughalter mit Schraube & Schraubenzieher geliefert
Toolholder provided with screw & screwdriver

Ein L-Werkzeughalter benötigt eine R Wendeschneidplatte
An L toolholder requires R inserts

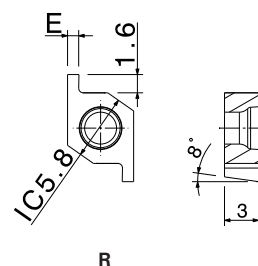

ZOHW DIASTECH

Wendeschneidplatten für Einstechen
Grooving Inserts



P1	P2	P3	P4	P5	M1	M2	M3	K1	N1	N2
N3	N4	N5	N6	N7	N8	S1	S2	S3	H1	H2

Schruppen Roughing	▶				
Schlichten Finishing	▶▶▶				



Bezeichnung Designation	E	Unbeschichtet Uncoated Art. N°	DWS Art. N°	D20 Art. N°	D60 Art. N°
----------------------------	---	--------------------------------------	----------------	----------------	----------------

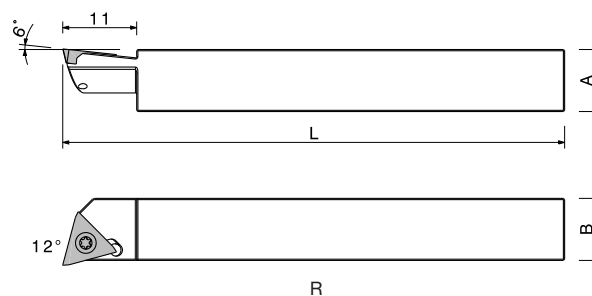
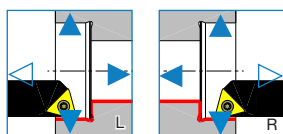
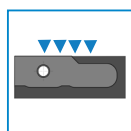

ZOHW-FR

ZOHW-FR 0.6x1.6	0.60	440180	440179	366079	430431
ZOHW-FR 0.7x1.6	0.70	441286	440181	362561	
ZOHW-FR 0.9x1.6	0.90	440183	440182	362560	
ZOHW-FR 1.0x1.6	1.00	440185	440184	363973	
ZOHW-FR 1.2x1.6	1.20	440187	440186	363974	

Andere Ausführungen auf Anfrage
Other executions on request

STXD

Hochpräzisions-Werkzeughalter für Innenausdrehen
High-precision toolholder for internal turning



A x B x L	Ø min.	Dir. L Art. N°	Dir. R Art. N°
-----------	--------	-------------------	-------------------

STXDL & STXDR

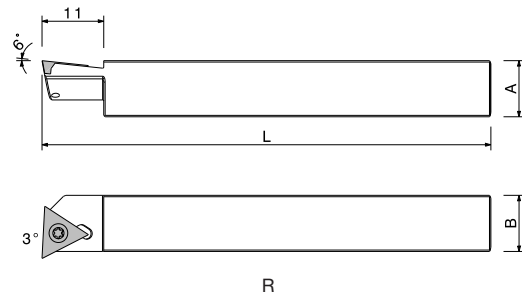
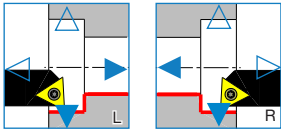
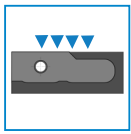
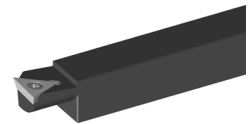
10 x 10 x 80	15	396494	396496
12 x 12 x 80	15	396495	396497
20 x 20 x 90	15	393790	393792

Werkzeughalter mit Schraube & Schraubenzieher geliefert
Toolholder provided with screw & screwdriver

Ein R-Werkzeughalter benötigt eine R- oder N-Wendeschneidplatte
An R toolholder requires R or N inserts

STUD

Hochpräzisions-Werkzeughalter für Innenausdrehen
High-precision toolholder for internal turning



A x B x L	Ø min.	Dir. L Art. N°	Dir. R Art. N°
-----------	--------	-------------------	-------------------

STUDL & STUDR

10 x 10 x 80	15	304876	304875
12 x 12 x 80	15	304878	304877

Werkzeughalter mit Schraube & Schraubenzieher geliefert
Toolholder provided with screw & screwdriver

Ein R-Werkzeughalter benötigt eine R- oder N-Wendeschneidplatte
An R toolholder requires R or N inserts

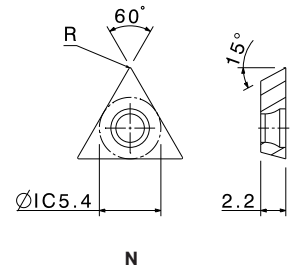
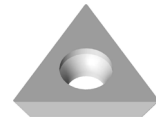
TDHW

Wendeschneidplatten für Feinstdrehen
Inserts for fine internal turning



P1	P2	P3	P4	P5	M1	M2	M3	K1	N1	N2
N3	N4	N5	N6		N8	S1	S2	S3		

Schruppen Roughing	-				
Schlichten Finishing	▶▶▶				



Bezeichnung Designation	R	Unbeschichtet Uncoated Art. N°	DWS Art. N°	D10 Art. N°	D20 Art. N°	D30 Art. N°	D60 Art. N°
----------------------------	---	--------------------------------------	----------------	----------------	----------------	----------------	----------------

TDHW-FN

TDHW-FN 0902005	0.05	430105	440164	305345	305350	305355	443802
TDHW-FN 090201	0.10	440166	440165		368917	368224	443803

Andere Ausführungen auf Anfrage
Other executions on request

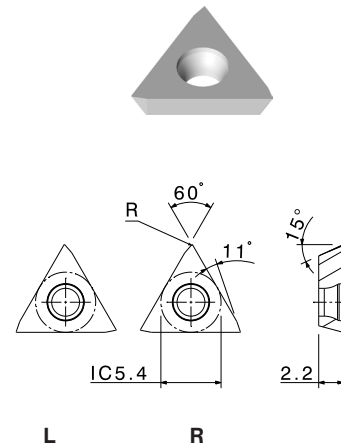
TDHX

Wendeschneidplatten für Feinstdrehen
Inserts for fine internal turning



P1	P2	P3	P4	P5	M1	M2	M3	K1	N1	N2
N3	N4	N5	N6		N8	S1	S2	S3		

Schruppen Roughing	▶				
Schlichten Finishing	▶▶▶				



Bezeichnung Designation	R	Unbeschichtet Uncoated Art. N°	DWS Art. N°	D10 Art. N°	D20 Art. N°	D30 Art. N°
----------------------------	---	--------------------------------------	----------------	----------------	----------------	----------------

TDHX-FL

TDHX-FL 0902005	0.05	440169	440167	305346	305351	305356
TDHX-FL 090202	0.20	440171	440170	305347	305352	305357

TDHX-FR

TDHX-FR 0902005	0.05	440173	440172	305348	305353	305358
TDHX-FR 090202	0.20	440175	440174	305349	305354	305359

Andere Ausführungen auf Anfrage
Other executions on request

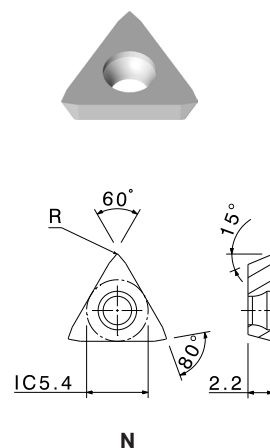
WDHW

Wendeschneidplatten für Feinstdrehen
Inserts for fine internal turning



P1	P2	P3	P4	P5	M1	M2	M3	K1	N1	N2
N3	N4	N5	N6		N8	S1	S2	S3		

Schruppen <i>Roughing</i>	-				
Schlichten <i>Finishing</i>	▶▶▶				



Bezeichnung <i>Designation</i>	R	Unbeschichtet <i>Uncoated</i> Art. N°	DWS Art. N°	D10 Art. N°	D20 Art. N°	D30 Art. N°	D60 Art. N°
-----------------------------------	---	---	----------------	----------------	----------------	----------------	----------------

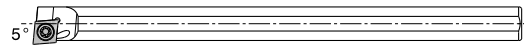
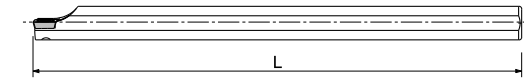
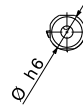
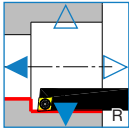
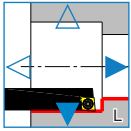
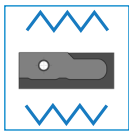
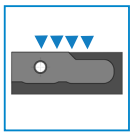
WDHW-FN

WDHW-FN 0902005	0.05	440177	440176	400866	400867	400868	400869
WDHW-FN 090201	0.10	399923	440178	400862	400863	400864	400865

Andere Ausführungen auf Anfrage
Other executions on request

E SCLD

Bohrstangen aus Vollhartmetall mit Innenkühlung
Carbide boring bars with integrated coolant



R

$\varnothing \times L$	\varnothing min.	Dir. L Art. N°	Dir. R Art. N°
------------------------	--------------------	-------------------	-------------------

E SCLDL & E SCLDR

4 x 86	4.5		305364
6 x 108	6.5		355938

Werkzeughalter mit Schraube & Schraubenzieher geliefert
Toolholder provided with screw & screwdriver

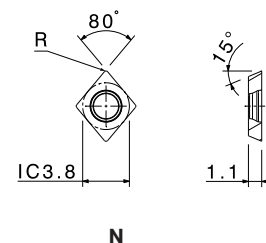
CDHW

Wendeschneidplatten für Innenausdrehen
Inserts for internal turning



P1	P2	P3	P4	P5	M1	M2	M3	K1	N1	N2
N3	N4	N5	N6	N7	N8	S1	S2	S3		

Schruppen <i>Roughing</i>	▶				
Schlichten <i>Finishing</i>	▶▶▶				



Bezeichnung <i>Designation</i>	R	D10 Art. N°	PCD Art. N°
-----------------------------------	---	----------------	----------------



CDHW-FN

CDHW-FN 0401000	0.00	305360	
CDHW-FN 0401005	0.05	305361	403178
CDHW-FN 040101	0.10	305362	400937
CDHW-FN 040102	0.20	305363	403179

Andere Ausführungen auf Anfrage
Other executions on request

TOPDEC

Ersatzteile und Zubehör
Spare parts and accessories

Bezeichnung Designation		
----------------------------	---	---

Schraube und Schraubenzieher für Wendeschneidplatten Screw and screwdriver for inserts

SD*C*	TP7 M2.2 x 6.5	234212	TP7	436799
SV*C*	TP7 M2.5 x 6.5	381683	TP7	436799
SV*N*	TP9 M3.0 x 7.6	431981	TP9	436800
SD*O* DIASTECH	TP7 M2.2 x 6.5	234212	TP7	436799
ST*D*	TP7 M2.2 x 5.0	305377	TP7	436799
E SC*D*	T6 M2.0 x 2.5	350815	T6	305184

Bezeichnung Designation			
----------------------------	--	---	--

Ersatzteile für Werkzeughalter mit Innenkühlung Parts for toolholders with integrated coolant

S**C* 10x10x120-C	455331 / 456568	T6	305184	450451
S**C* 12x12x120-C	455331 / 456569	T6	305184	450451
S**C* 16x16x120-C	455331 / 455037	T6	305184	450451

Bezeichnung Designation			
----------------------------	---	--	---

Ersatzteile für Schnellwechsellköpfe mit Innenkühlung Parts for toolholders with quick-change heads function and integrated coolant

S**C* 10x10x*-Q	455331 / 456568	T6	305184	450442
S**C* 12x12x*-Q	455331 / 456569	T6	305184	450443
S**C* 16x16x*-Q	455331 / 455037	T6	305184	450444

Bezeichnung Designation				
----------------------------	---	---	---	---

Ersatzteile für Grundhalter der Schnellwechsellköpfe Parts for quick-change toolholder heads

Q10	450453	450456	450459	450451
Q12	450454	450457	450459	450451
Q16	450455	450458	450460	450451

Anfrage / Request

Bestellung / Order

Kundendaten
Customer data

Firma / Company : _____
 Kontakt / Contact : _____
 Adresse / Address : _____
 Telefon / Telephone : _____
 E-mail / E-mail : _____
 Datum / Date : _____

Maschinentyp
Type of machine

Werkstoff
Material
 N° : _____
 Bezeichnung / Designation : _____

Werkzeughalter
Tool holder

Dimensionen / Dimensions : _____
 Richtung / Direction :
 Links / Left Rechts / Right
 Ausführung / Execution : Neutral / Neutral
 Standard / Standard
 Innenkühlung / Inner cooling
 Schnellwechselsystem / Quick-change system

Wendeschneidplatten
Inserts

Form / Form	Richtung / Direction:
<input type="checkbox"/> D	<input type="checkbox"/> Links / Left
<input type="checkbox"/> V	<input type="checkbox"/> Rechts / Right
<input type="checkbox"/> Z (Diastech)	<input type="checkbox"/> Neutral / Neutral
<input type="checkbox"/> T	
<input type="checkbox"/> W	
<input type="checkbox"/> C	

Beschichtung / Coating : _____
 Zusätzliche Angaben / Further indications :

Skizze :
Sketch :

Anzahl Wendeschneidplatten :
Number of inserts : _____

Anzahl Werkzeughalter :
Number of tool holders : _____


Unterschrift Kunde :
Customer signature : _____



DIAMETAL

ISO








ISO-Standard für Aussen- und Innendrehen
Standardized ISO-program for exterior and interior turning



Swiss Cutting Tool

ISO

Inhaltsverzeichnis
Table of contents

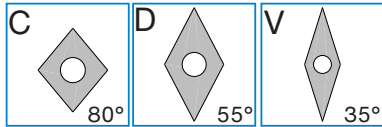
	Kodierung <i>Codification</i>	166
	Anwendungen <i>Applications</i>	170
	Stärken <i>Strengths</i>	174
	Werkzeughalter und Wendeschneidplatten C (80°) <i>Toolholders and inserts C (80°)</i>	175
	Werkzeughalter und Wendeschneidplatten D (55°) <i>Toolholders and inserts D (55°)</i>	184
	Werkzeughalter und Wendeschneidplatten V (35°) <i>Toolholders and inserts V (35°)</i>	197
	Ersatzteile und Zubehör <i>Spare parts and accessories</i>	210

ISO

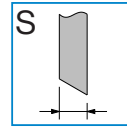
Kodierung von Wendeschneidplatten
Codification of inserts

01	02	03	04	05	06	07	08	09	-	10	11	Art. N°
C	C	G	T	06	02	005	F	N	-	GB03	DWS	447429

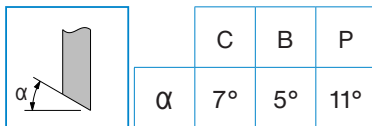
01 Formen Shapes



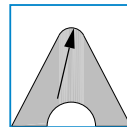
06 Dicke Thickness



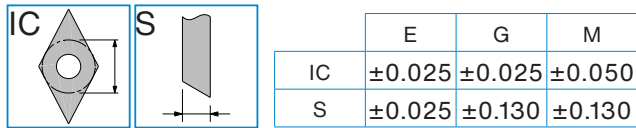
02 Freiwinkel Clearance angle



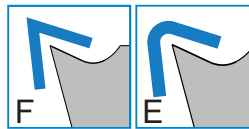
07 Radius Radius



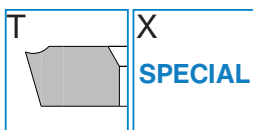
03 Toleranzklasse Tolerance class



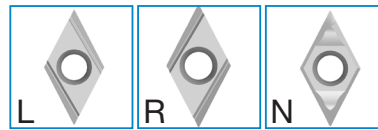
08 Ausführung der Schneide Cutting edge execution



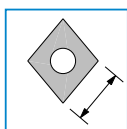
04 Befestigung und Spanbrecher Clamping and chipbreaker



09 Richtung Direction



05 Schneidlänge Cutting length



10 Schneidengeometrie Cutting geometry

172

11 Nuance Grade

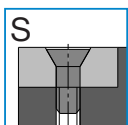
12

ISO

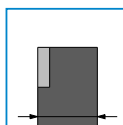
Kodierung von Werkzeughaltern
Codification tool holders

01	02	03	04	05	06	07	08	09	-	10	Art. N°
S	C	L	C	R	10	10	J	06	-	C	447555

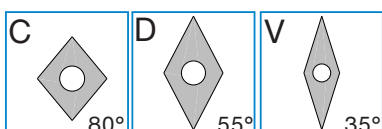
01 Klemmsystem Locking system



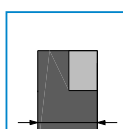
06 Höhe des Werkzeughalters Toolholder height



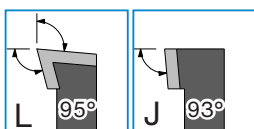
02 Wendeschneidplattenform Insert shape



07 Breite des Werkzeughalters Toolholder width



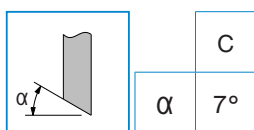
03 Anstellwinkel Setting angle



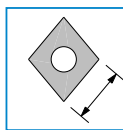
08 Länge des Werkzeughalters Toolholder length

L	L	J	X
		110	Special

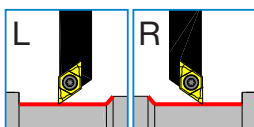
04 Freiwinkel Clearance angle



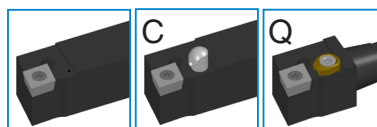
09 Schneidlänge Cutting length



05 Richtung Direction



10 Ausführung Execution

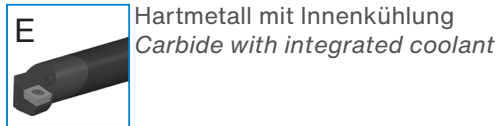


ISO

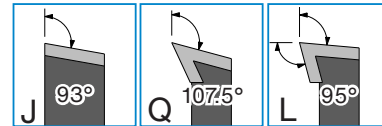
Kodierung von Bohrstangen
Codification of boring bars

01	02	03	04	05	06	07	08	09	Art
E	08	K	S	C	L	C	L	06	450216

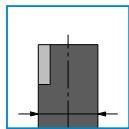
01 Werkzeughalter-Ausführung Toolholder execution



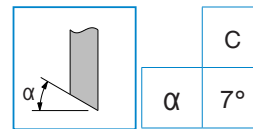
06 Anstellwinkel Setting angle



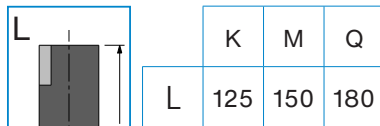
02 Durchmesser des Werkzeughalters Toolholder diameter



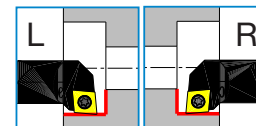
07 Freiwinkel Clearance angle



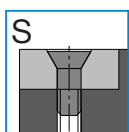
03 Länge des Werkzeughalters Toolholder length



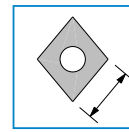
08 Richtung Direction



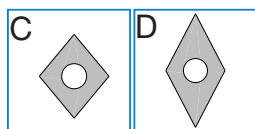
04 Klemmsystem Locking system



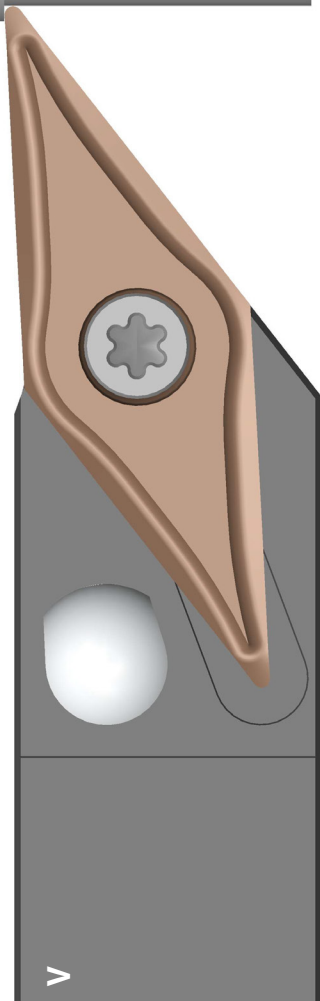
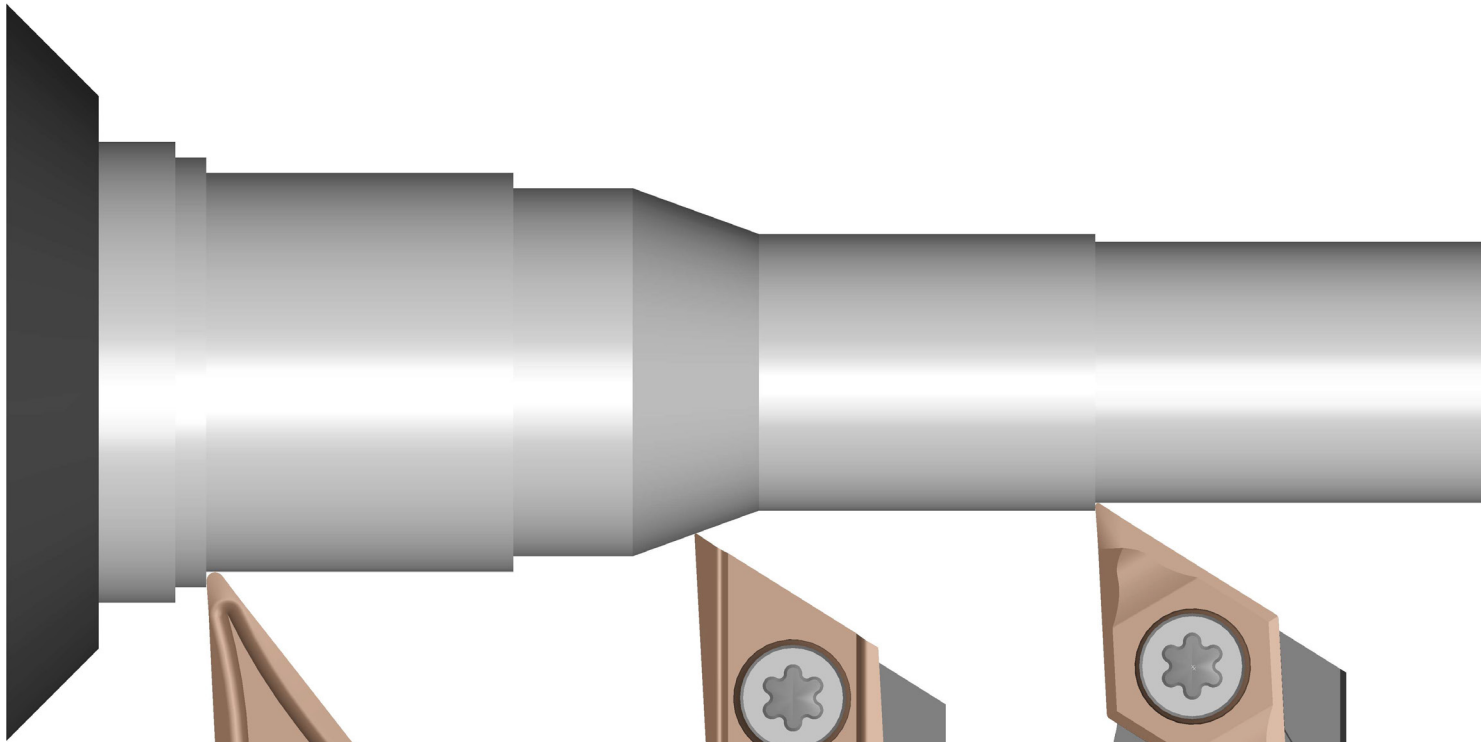
09 Schneidenlänge Cutting length



05 Wendschneidplattenform Insert shape




ISO
Anwendungen
Applications




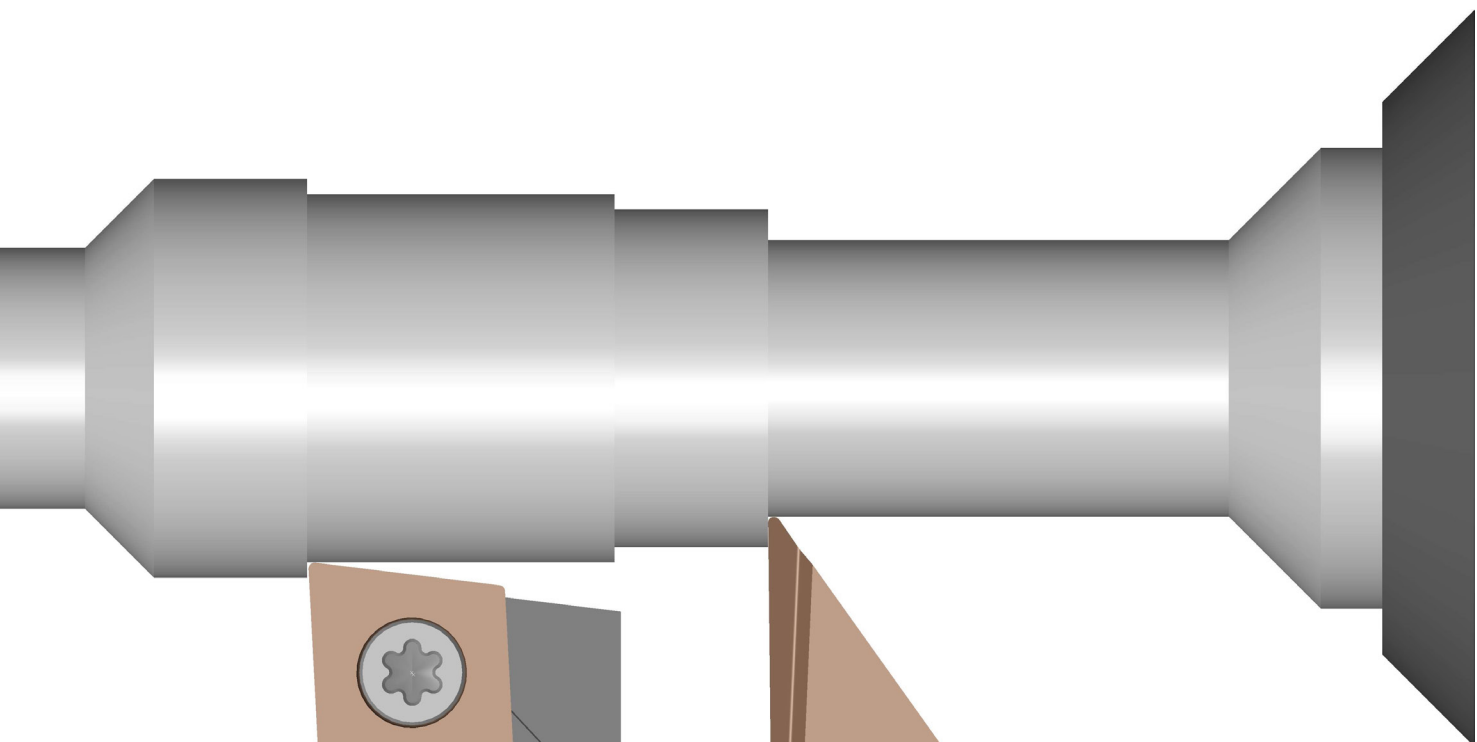
200




189



189



 179



 200

ISO

Anwendungen
Applications


Bezeichnung Designation	GB03	GB12	GG19	GM15	GG30	GP15	GA25	DG15	DS15
Schuppen Roughing	▶▶	▶▶	▶▶▶	▶▶▶	-	-	▶▶	-	▶▶
Schichten Finishing	▶▶▶	▶▶	-	-	▶▶▶	▶▶▶	▶▶▶	▶▶▶	▶▶
Form C	179	180	181	182	-	-	183	-	-
Form D	189	190	191	192	-	193	194	195	196
Form V	200	201	-	-	202	204	205	206	-

ISO	Werkstoffe Materials	GB03	GB12	GG19	GM15	GG30	GP15	GA25	DG15	DS15
P	P1 Automatenstahl Free-cutting steel	▶▶▶	▶▶▶	▶▶▶	▶▶▶	▶	▶▶▶		▶▶▶	▶▶▶
	P2 Automatenstahl bleifrei Lead-free free-cutting steel	▶▶▶	▶▶▶	▶▶▶	▶▶▶	▶	▶▶▶		▶▶▶	▶▶▶
	P3 Unlegierter Stahl (Rm < 800 N/mm ²) Unalloyed steel (Rm < 800 N/mm ²)	▶▶▶	▶▶	▶▶▶	▶▶▶	▶	▶▶▶		▶▶▶	▶▶
	P4 Niedriglegierter Stahl (Rm < 900 N/mm ²) Low alloy steel (Rm < 900 N/mm ²)	▶▶	▶▶	▶▶▶	▶▶▶	▶	▶▶▶		▶▶▶	▶▶
	P5 Hochlegierter Stahl (Rm < 1200 N/mm ²) High alloy steel (Rm < 1200 N/mm ²)	▶▶	▶▶	▶▶▶	▶▶▶	▶	▶▶▶		▶▶▶	▶▶
M	M1 Ferritischer rostfreier Stahl Ferritic stainless steel	▶▶	▶▶▶	▶▶▶	▶▶▶	▶	▶▶▶		▶▶▶	▶▶▶
	M2 Martensitischer rostfreier Stahl Martensitic stainless steel	▶	▶▶▶	▶▶▶	▶▶▶	▶	▶▶▶		▶▶▶	▶▶▶
	M3 Austenitischer rostfreier Stahl Austenitic stainless steel	▶▶	▶▶▶	▶▶▶	▶▶▶	▶	▶▶▶		▶▶▶	▶▶▶
K	K1 Gusseisen Cast iron	▶▶	▶▶	▶▶			▶		▶	▶▶
N	N1 Aluminiumguss Cast aluminum	▶	▶▶	▶	▶	▶▶▶	▶▶	▶▶▶	▶▶	▶▶
	N2 Aluminium Legierungen Aluminum alloys	▶	▶▶	▶	▶	▶▶▶	▶▶	▶▶▶	▶▶	▶▶
	N3 Messing, Bronze Brass, Bronze	▶▶▶	▶▶	▶	▶	▶▶	▶	▶▶▶	▶	▶▶
	N4 Messing bleifrei Lead-free brass	▶▶▶	▶▶	▶	▶	▶▶	▶	▶▶▶	▶	▶▶
	N5 Kupfer Copper	▶	▶▶▶	▶	▶	▶▶	▶▶	▶▶▶	▶▶	▶▶▶
	N6 Edelmetalle Precious metals	▶	▶▶	▶	▶	▶▶	▶	▶▶▶	▶	▶▶▶
	N7 Platin, Palladium Platinum, Palladium	▶▶	▶	▶	▶	▶▶	▶	▶▶▶	▶	▶
	N8 Kunststoffe Plastics		▶▶			▶▶▶	▶▶	▶▶▶	▶▶	▶▶
S	S1 Titan rein Pure Titanium	▶	▶▶▶	▶	▶	▶▶	▶▶▶	▶▶	▶▶▶	▶▶▶
	S2 Titan Legierungen Titanium alloys	▶▶▶	▶▶▶	▶	▶	▶▶	▶▶▶	▶▶	▶▶▶	▶▶▶
	S3 Super Legierungen (Cr, Co, Ni) Superalloys (Cr, Co, Ni)	▶▶	▶▶			▶▶	▶▶	▶	▶▶	▶▶
H	H1 Gehärteter Stahl (< 55 HRC) Hardened steel (< 55 HRC)	▶▶	▶				▶▶		▶▶	▶
	H2 Gehärteter Stahl (> 55 HRC) Hardened steel (> 55 HRC)	▶▶					▶		▶	

DN12	DR12	DV15
------	------	------



-	-	▶▶
▶▶▶	▶▶▶	▶▶
📖 -	📖 -	📖 -
📖 -	📖 -	📖 -
📖 207	📖 208	📖 209



▶▶▶	▶▶▶	
▶▶▶	▶▶▶	
▶▶	▶▶▶	
▶▶	▶▶▶	
▶▶	▶▶▶	

▶▶▶	▶▶▶	
▶▶▶	▶▶▶	
▶▶▶	▶▶▶	

▶▶	▶▶	
----	----	--

▶▶	▶	▶▶▶
▶▶	▶	▶▶▶
▶▶	▶▶	▶▶▶
▶▶	▶▶	▶▶▶
▶▶▶	▶	▶▶▶
▶▶▶	▶	▶▶▶
▶	▶▶	▶▶▶
▶▶	▶	▶▶▶


▶▶▶	▶▶▶	▶▶
▶▶▶	▶▶▶	▶▶
▶▶	▶▶▶	▶

▶	▶▶	
	▶	

▶▶▶ Optimal / *Optimal* ▶▶ Gut / *Good* ▶ Funktionell / *Functional*

FEATURES

Stärken
Strengths




Schruppen bis Schlichten

Mit den unterschiedlichen Radien und Spanbrechern an den Wendeschneidplatten, sind alle Operationen vom Schruppen bis zum Schlichten möglich.

From roughing to superfinishing

The different radius and chipbreakers of the inserts allow all machining operations from roughing to superfinishing.



Geschliffene oder gesinterte Spanbrecher: immer die beste Wahl

Das ISO-Programm bietet Wendeschneidplatten mit gesinterten sowie geschliffenen Spanbrechern an. Es ermöglicht eine vielfältige Auswahl für die Fertigung von verschiedenen Materialien.

Ground or rough chipbreakers: always the most appropriate choice

The ISO program offers inserts with sintered and ground chipbreaker, so that the best solution for machining different materials can always be found.



Aussen- und Innenbearbeitung

Das ISO-Programm bietet Werkzeughalter für die Aussenbearbeitung sowie Bohrstangen aus Hartmetall ab Ø8 mm für die Innenbearbeitung an.

External and internal turning

The ISO program offers both toolholders for external turning and carbide boring bars from Ø8 mm for internal machining.



Schlichten mit Cermet-Wendeschneidplatten

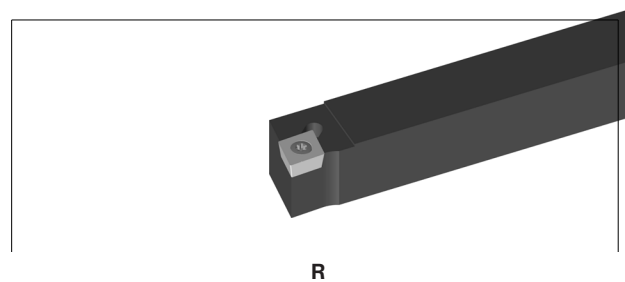
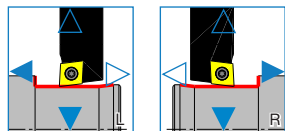
Das ISO-Programm bietet verschiedene Cermet-Wendeschneidplatten, die sich besonders für Feinbearbeitungen, bei denen eine sehr hohe Oberflächengüte in Kohlenstoff- und niedrig legierten Stählen erforderlich ist.

Finishing with cermet inserts

The ISO program offers various cermet inserts, particularly suitable for finishing operations requiring very high surface quality on carbon and low-alloy steels.

SCLC

Werkzeughalter für C-Wendeschneidplatten
Toolholder for C inserts



Wendeschneidplatten <i>Inserts</i>	Bezeichnung <i>Designation</i>	A x B x L	Dir. L Art. N°	Dir. R Art. N°
---------------------------------------	-----------------------------------	-----------	-------------------	-------------------

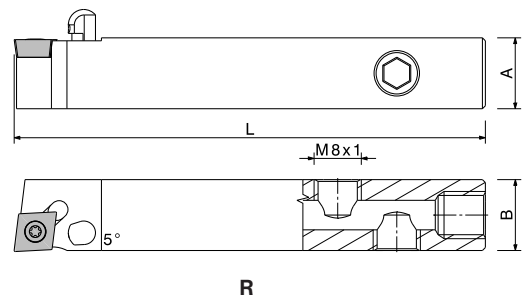
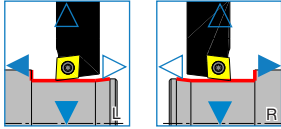
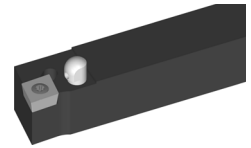
SCLCL & SCLCR

CC**0602**	SCLCL/R 0808X 06	8 x 8 x 115	447515	447550
CC**0602**	SCLCL/R 1010X 06	10 x 10 x 115	447557	447551
CC**0602**	SCLCL/R 1212X 06	12 x 12 x 130	447558	447552
CC**09T3**	SCLCL/R 1212X 09	12 x 12 x 130	447559	447553
CC**09T3**	SCLCL/R 1616X 09	16 x 16 x 130	447560	447554

Werkzeughalter mit Schraube & Schraubenzieher geliefert
Toolholder provided with screw & screwdriver

SCLC-C

Werkzeughalter für C-Wendeschneidplatten mit Innenkühlung
 Toolholder for C inserts with integrated coolant



Wendeschneidplatten Inserts	Bezeichnung Designation	A x B x L	Dir. L Art. N°	Dir. R Art. N°
--------------------------------	----------------------------	-----------	-------------------	-------------------

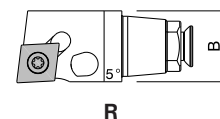
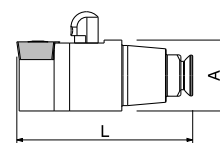
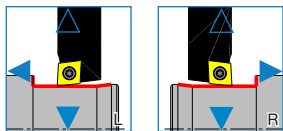

SCLCL-C & SCLCR-C

CC**0602**	SCLCL/R 1010J 06-C	10 x 10 x 110	447672	447555
CC**0602**	SCLCL/R 1212J 06-C	12 x 12 x 110	447673	447556
CC**09T3**	SCLCL/R 1212J 09-C	12 x 12 x 110	447674	447618
CC**09T3**	SCLCL/R 1616J 09-C	16 x 16 x 110	447675	447619

Werkzeughalter mit Schraube & Schraubenzieher geliefert
 Toolholder provided with screw & screwdriver

SCLC-Q

Schnellwechselköpfe für C-Wendeschneidplatten mit Innenkühlung
Toolholder with quick-change heads and integrated coolant for C inserts



Wendeschneidplatten Inserts	Bezeichnung Designation	A x B x L	Dir. L Art. N°	Dir. R Art. N°
--------------------------------	----------------------------	-----------	-------------------	-------------------

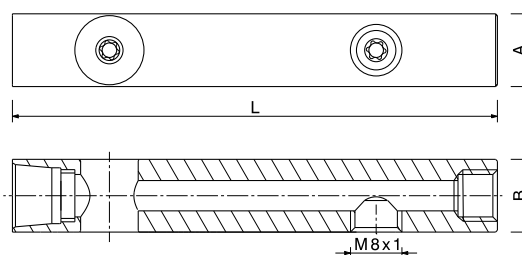

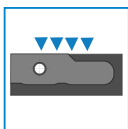
SCLCL-Q & SCLCR-Q

CC**0602**	SCLCL/R 1010X 06-Q	10 x 10 x 20	447676	447620
CC**0602**	SCLCL/R 1212X 06-Q	12 x 12 x 20	447677	447621
CC**09T3**	SCLCL/R 1212X 09-Q	12 x 12 x 25	447678	447622
CC**09T3**	SCLCL/R 1616X 09-Q	16 x 16 x 25	447679	447623

Werkzeughalter mit Schraube & Schraubenzieher geliefert
Toolholder provided with screw & screwdriver

Q

Grundhalter für Schnellwechselköpfe
Tool holder for quick interchangeable heads



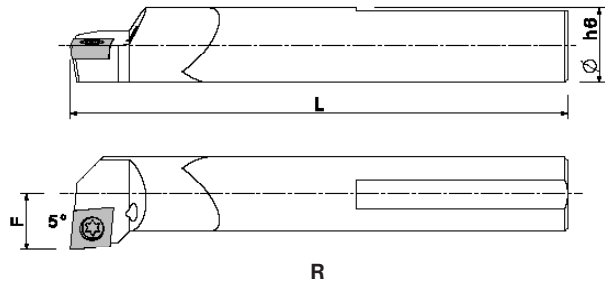
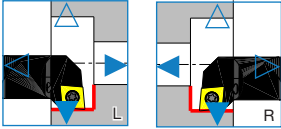
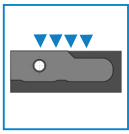

A x B x L	Art. N°
-----------	---------

Q

10 x 10 x 80	448013
12 x 12 x 80	448014
16 x 16 x 80	448015

E SCLC

Hartmetall-Bohrstangen für C-Wendeschneidplatten mit Innenkühlung
Carbide boring bars with integrated coolant for C inserts



Wendeschneidplatten Inserts	Bezeichnung Designation	Ø x L	Ø min.	F	Dir. L Art. N°	Dir. R Art. N°
--------------------------------	----------------------------	-------	--------	---	-------------------	-------------------

E SCLCL & E SCLCR

CC**0602**	E08K SCLCL/R 06	8 x 125	9.0	5.0	450216	450220
CC**0602**	E10M SCLCL/R 06	10 x 150	12.0	7.0	450218	450222
CC**0602**	E12Q SCLCL/R 06	12 x 180	15.0	9.0	450219	450223
CC**09T3**	E12Q SCLCL/R 09	12 x 180	15.0	9.0	450224	450225

Werkzeughalter mit Schraube & Schraubenzieher geliefert
Toolholder provided with screw & screwdriver

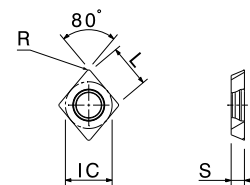
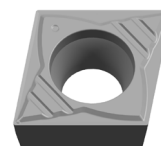
CCGT FN-GB03

Vielseitig einsetzbare Wendschneidplatten mit hochfesten Schneidkanten
Multi-purpose inserts with high-strength cutting edges



P1	P2	P3	P4	P5	M1	M2	M3	K1	N1	N2
N3	N4	N5	N6	N7		S1	S2	S3	H1	H2

Schruppen Roughing	▶▶				
Schlichten Finishing	▶▶▶				



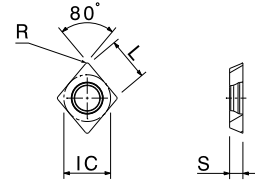

Bezeichnung Designation	IC	L	S	R	DWS Art. N°
----------------------------	----	---	---	---	----------------

CCGT FN-GB03

CCGT 0602005 FN-GB03	6.350	6.50	2.38	0.05	447429
CCGT 060201 FN-GB03	6.350	6.50	2.38	0.10	447430
CCGT 060202 FN-GB03	6.350	6.50	2.38	0.20	447431
CCGT 09T301 FN-GB03	9.525	9.70	3.97	0.10	447432
CCGT 09T302 FN-GB03	9.525	9.70	3.97	0.20	447433
CCGT 09T304 FN-GB03	9.525	9.70	3.97	0.40	447434

CCGT FN-GB12

Wendeschneidplatten mit scharfer Schneidkante und Spankontrolle
Inserts with sharp cutting edge and chip control



P1	P2	P3	P4	P5	M1	M2	M3	K1	N1	N2
N3	N4	N5	N6	N7	N8	S1	S2	S3	H1	

Schruppen <i>Roughing</i>	▶▶				
Schlichten <i>Finishing</i>	▶▶				

Bezeichnung <i>Designation</i>	IC	L	S	R	DWS Art.N°
-----------------------------------	----	---	---	---	---------------

CCGT FN-GB12

CCGT 0602005 FN-GB12	6.350	6.50	2.38	0.05	447435
CCGT 060201 FN-GB12	6.350	6.50	2.38	0.10	447436
CCGT 060202 FN-GB12	6.350	6.50	2.38	0.20	447437
CCGT 09T301 FN-GB12	9.525	9.70	3.97	0.10	447438
CCGT 09T302 FN-GB12	9.525	9.70	3.97	0.20	447440
CCGT 09T304 FN-GB12	9.525	9.70	3.97	0.40	447441

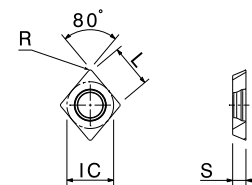

CCGT EN-GG19

Schrupp-Wendeschnidplatten mit verstärkten Schneidkanten
Roughing inserts with reinforced cutting edges



P1	P2	P3	P4	P5	M1	M2	M3	K1	N1	N2
N3	N4	N5	N6	N7		S1	S2			

Schruppen Roughing	▶▶▶				
Schlichten Finishing	-				




Bezeichnung Designation	IC	L	S	R	DWX Art. N°
----------------------------	----	---	---	---	----------------

CCGT EN-GG19

CCGT 060202 EN-GG19	6.350	6.50	2.38	0.20	447447
CCGT 060204 EN-GG19	6.350	6.50	2.38	0.40	447448
CCGT 060208 EN-GG19	6.350	6.50	2.38	0.80	447449
CCGT 09T301 EN-GG19	9.525	9.70	3.97	0.10	447450
CCGT 09T302 EN-GG19	9.525	9.70	3.97	0.20	447451
CCGT 09T304 EN-GG19	9.525	9.70	3.97	0.40	447452
CCGT 09T308 EN-GG19	9.525	9.70	3.97	0.80	447453

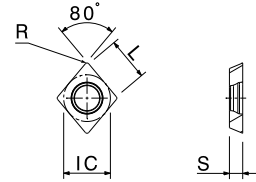
CCMT EN-GM15

Hochleistungs-Schruppwendeschnidplatten
High-performance roughing inserts



P1	P2	P3	P4	P5	M1	M2	M3	N1	N2
N3	N4	N5	N6	N7		S1	S2		

Schruppen Roughing	▶▶▶				
Schlichten Finishing	-				



Bezeichnung Designation	IC	L	S	R	DWX Art. N°
----------------------------	----	---	---	---	----------------

CCMT EN-GM15

CCMT 060202 EN-GM15	6.350	6.50	2.38	0.20	447461
CCMT 060204 EN-GM15	6.350	6.50	2.38	0.40	447462
CCMT 060208 EN-GM15	6.350	6.50	2.38	0.80	447463
CCMT 09T302 EN-GM15	9.525	9.70	3.97	0.20	447464
CCMT 09T304 EN-GM15	9.525	9.70	3.97	0.40	447465
CCMT 09T308 EN-GM15	9.525	9.70	3.97	0.80	447466

CCGX FN-GA25

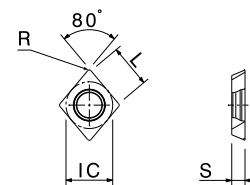

Polierte Wendeschneidplatten für die Bearbeitung von Aluminiumlegierungen
Polished inserts for machining aluminum alloys



N1 N2

N3 N4 N5 N6 N7 N8 S1 S2 S3

Schruppen <i>Roughing</i>	▶▶				
Schlichten <i>Finishing</i>	▶▶▶				



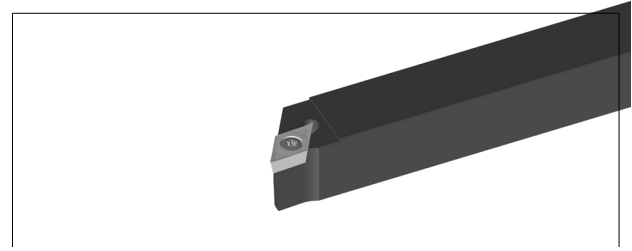
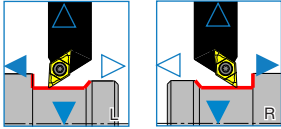

Bezeichnung <i>Designation</i>	IC	L	S	R	Unbeschichtet <i>Uncoated</i> Art. N°
-----------------------------------	----	---	---	---	---

CCGX FN-GA25

CCGX 060202 FN-GA25	6.350	6.50	2.38	0.20	439653
CCGX 060204 FN-GA25	6.350	6.50	2.38	0.40	438946
CCGX 060208 FN-GA25	6.350	6.50	2.38	0.80	447516
CCGX 09T302 FN-GA25	9.525	9.70	3.97	0.20	447517
CCGX 09T304 FN-GA25	9.525	9.70	3.97	0.40	440765
CCGX 09T308 FN-GA25	9.525	9.70	3.97	0.80	447518

SDJC

Werkzeughalter für D-Wendeschneidplatten
Toolholder for D inserts



R

Wendeschneidplatten Inserts	Bezeichnung Designation	A x B x L	Dir. L Art. N°	Dir. R Art. N°
--------------------------------	----------------------------	-----------	-------------------	-------------------

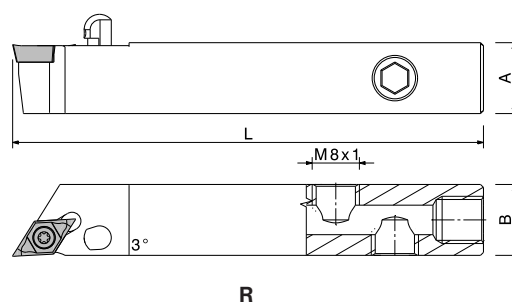
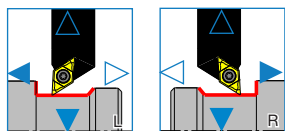
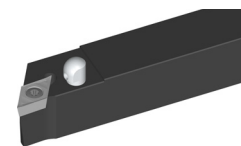
SDJCL & SDJCR

DC**0702**	SDJCL/R 0808X 07	8 x 8 x 115	447680	447628
DC**0702**	SDJCL/R 1010X 07	10 x 10 x 115	447681	447629
DC**0702**	SDJCL/R 1212X 07	12 x 12 x 130	447682	447630
DC**11T3**	SDJCL/R 1212X 11	12 x 12 x 130	447683	447631
DC**11T3**	SDJCL/R 1616X 11	16 x 16 x 130	447684	447632

Werkzeughalter mit Schraube & Schraubenzieher geliefert
Toolholder provided with screw & screwdriver

SDJC-C

Werkzeughalter für D-Wendeschneidplatten mit Innenkühlung
 Toolholder with integrated coolant for D inserts



R

Wendeschneidplatten Inserts	Bezeichnung Designation	A x B x L	Dir. L Art. N°	Dir. R Art. N°
--------------------------------	----------------------------	-----------	-------------------	-------------------

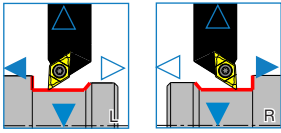
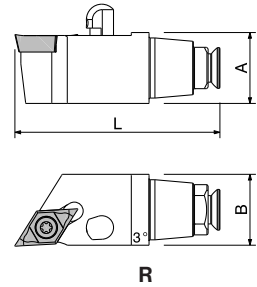

SDJCL-C & SDJCR-C

DC**0702**	SDJCL/R 1010J 07-C	10 x 10 x 110	447685	447633
DC**0702**	SDJCL/R 1212J 07-C	12 x 12 x 110	447686	447634
DC**11T3**	SDJCL/R 1212J 11-C	12 x 12 x 110	447687	447635
DC**11T3**	SDJCL/R 1616J 11-C	16 x 16 x 110	447688	447636

Werkzeughalter mit Schraube & Schraubenzieher geliefert
 Toolholder provided with screw & screwdriver

SDJC-Q

Schnellwechsellköpfe für D-Wendeschneidplatten mit Innenkühlung
Toolholder with quick-change heads and integrated coolant for D inserts



Wendeschneidplatten Inserts	Bezeichnung Designation	A x B x L	Dir. L Art. N°	Dir. R Art. N°
--------------------------------	----------------------------	-----------	-------------------	-------------------

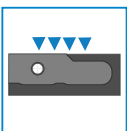
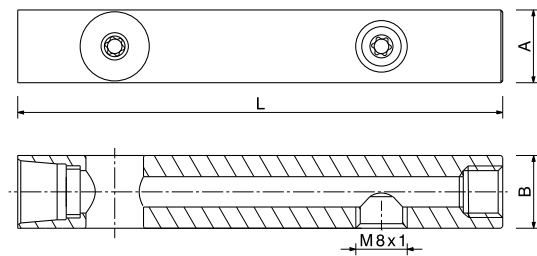

SDJCL-Q & SDJCR-Q

DC**0702**	SDJCL/R 1010X 07-Q	10 x 10 x 20	447689	447637
DC**0702**	SDJCL/R 1212X 07-Q	12 x 12 x 20	447690	447638
DC**11T3**	SDJCL/R 1212X 11-Q	12 x 12 x 25	447691	447639
DC**11T3**	SDJCL/R 1616X 11-Q	16 x 16 x 25	447692	447640

Werkzeughalter mit Schraube & Schraubenzieher geliefert
Toolholder provided with screw & screwdriver

Q

Grundhalter für Schnellwechsellköpfe
Tool holder for quick interchangeable heads

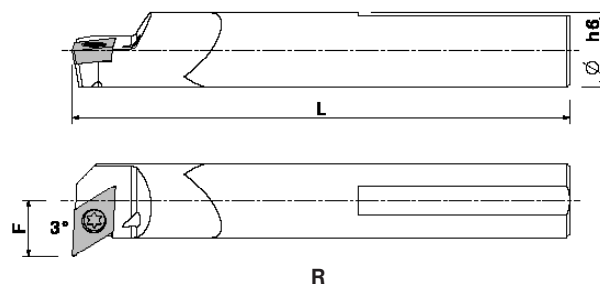
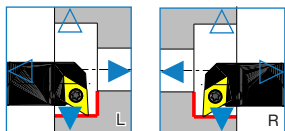
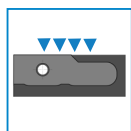



A x B x L	Art. N°
-----------	---------

10 x 10 x 80	448013
12 x 12 x 80	448014
16 x 16 x 80	448015

E SDUC

Hartmetall-Bohrstangen für D-Wendeschneidplatten mit Innenkühlung
 Carbide boring bars with integrated coolant for D inserts



Wendeschneid- platten Inserts	Bezeichnung Designation	Ø x L	Ø min.	F	Dir. L Art. N°	Dir. R Art. N°
-------------------------------------	----------------------------	-------	--------	---	-------------------	-------------------

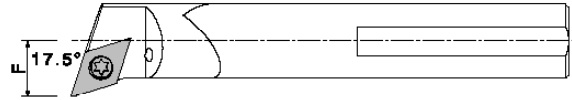
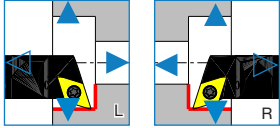
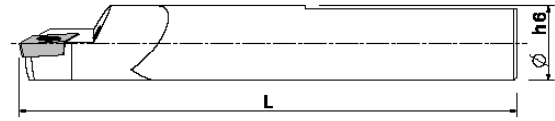
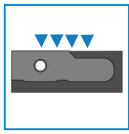

E SDUCL & E SDUCR

DC**0702**	E10M SDUCL/R 07	10 x 150	12.5	7.0	450226	450228
DC**0702**	E12Q SDUCL/R 07	12 x 180	15.5	9.0	450227	450229

Werkzeughalter mit Schraube & Schraubenzieher geliefert
 Toolholder provided with screw & screwdriver

E SDQC

Hartmetall-Bohrstangen für D-Wendeschneidplatten mit Innenkühlung
Carbide boring bars with integrated coolant for D inserts



R

Wendeschneidplatten Inserts	Bezeichnung Designation	Ø x L	Ø min.	F	Dir. L Art. N°	Dir. R Art. N°
--------------------------------	----------------------------	-------	--------	---	-------------------	-------------------


E SDQCL & E SDQCR

DC**0702**	E08K SDQCL/R 07	8 x 125	11.5	6.5	450230	450233
DC**0702**	E10M SDQCL/R 07	10 x 150	12.5	7.0	450231	450234
DC**0702**	E12Q SDQCL/R 07	12 x 180	15.5	9.0	450232	450235

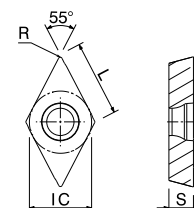
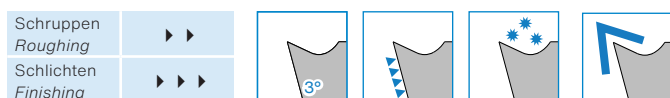
Werkzeughalter mit Schraube & Schraubenzieher geliefert
Toolholder provided with screw & screwdriver

DCGT FN-GB03

Vielseitig einsetzbare Wendschneidplatten mit hochfesten Schneidkanten
Multi-purpose inserts with high-strength sharp edges



P1	P2	P3	P4	P5	M1	M2	M3	K1	N1	N2
N3	N4	N5	N6	N7		S1	S2	S3	H1	H2



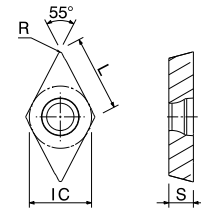

Bezeichnung Designation	IC	L	S	R	DWS Art. N°
----------------------------	----	---	---	---	----------------

DCGT FN-GB03

DCGT 070201 FN-GB03	6.350	7.80	2.38	0.10	447467
DCGT 070202 FN-GB03	6.350	7.80	2.38	0.20	447468
DCGT 070204 FN-GB03	6.350	7.80	2.38	0.40	447469
DCGT 11T301 FN-GB03	9.525	11.60	3.97	0.10	447470
DCGT 11T302 FN-GB03	9.525	11.60	3.97	0.20	447473
DCGT 11T304 FN-GB03	9.525	11.60	3.97	0.40	447474

DCGT FN-GB12

Wendeschneidplatten mit scharfer Schneidkante und Spankontrolle
Inserts with sharp cutting edge and chip control



P1	P2	P3	P4	P5	M1	M2	M3	K1	N1	N2
N3	N4	N5	N6	N7	N8	S1	S2	S3	H1	

Schruppen <i>Roughing</i>	▶▶				
Schlichten <i>Finishing</i>	▶▶				

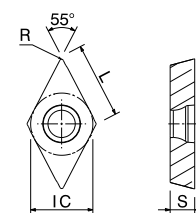

Bezeichnung <i>Designation</i>	IC	L	S	R	DWS Art. N°
-----------------------------------	----	---	---	---	----------------

DCGT FN-GB12

DCGT 070201 FN-GB12	6.350	7.80	2.38	0.10	443164
DCGT 070202 FN-GB12	6.350	7.80	2.38	0.20	447481
DCGT 11T301 FN-GB12	9.525	11.60	3.97	0.10	447482
DCGT 11T302 FN-GB12	9.525	11.60	3.97	0.20	447483
DCGT 11T304 FN-GB12	9.525	11.60	3.97	0.40	447484

DCGT EN-GG19

Schrupp-Wendeschnidplatten mit verstärkten Schneidkanten
Roughing inserts with reinforced cutting edges



P1	P2	P3	P4	P5	M1	M2	M3	K1	N1	N2
N3	N4	N5	N6	N7		S1	S2			

Schruppen Roughing	▶▶▶				
Schlichten Finishing	-				

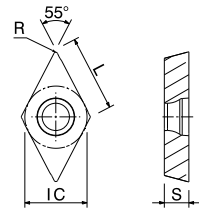

Bezeichnung Designation	IC	L	S	R	DWX Art. N°
----------------------------	----	---	---	---	----------------

DCGT EN-GG19

DCGT 070201 EN-GG19	6.350	7.80	2.38	0.10	447485
DCGT 070202 EN-GG19	6.350	7.80	2.38	0.20	447486
DCGT 070204 EN-GG19	6.350	7.80	2.38	0.40	447487
DCGT 070208 EN-GG19	6.350	7.80	2.38	0.80	447488
DCGT 11T302 EN-GG19	9.525	11.60	3.97	0.20	447490
DCGT 11T304 EN-GG19	9.525	11.60	3.97	0.40	447491
DCGT 11T308 EN-GG19	9.525	11.60	3.97	0.80	447492

DCMT EN-GM15

Hochleistungs-Schruppwendeplatten
High-performance roughing inserts



P1	P2	P3	P4	P5	M1	M2	M3	N1	N2
N3	N4	N5	N6	N7		S1	S2		

Schruppen Roughing	▶▶▶				
Schlichten Finishing	-				

Bezeichnung Designation	IC	L	S	R	DWX Art. N°
----------------------------	----	---	---	---	----------------

DCMT EN-GM15

DCMT 070202 EN-GM15	6.350	7.80	2.38	0.20	447493
DCMT 070204 EN-GM15	6.350	7.80	2.38	0.40	446545
DCMT 070208 EN-GM15	6.350	7.80	2.38	0.80	446546
DCMT 11T302 EN-GM15	9.525	11.60	3.97	0.20	447496
DCMT 11T304 EN-GM15	9.525	11.60	3.97	0.40	447497
DCMT 11T308 EN-GM15	9.525	11.60	3.97	0.80	447498

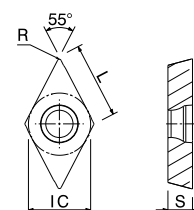

DCGT FL/FR-GP15

Superfinish-Wendeschneidplatten für geringe Schnitttiefen
Superfinishing inserts for low cutting depths



P1	P2	P3	P4	P5	M1	M2	M3	K1	N1	N2
N3	N4	N5	N6	N7	N8	S1	S2	S3	H1	H2

Schruppen Roughing	-				
Schlichten Finishing	▶▶▶				



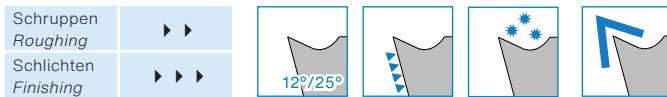
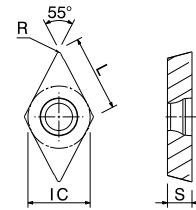
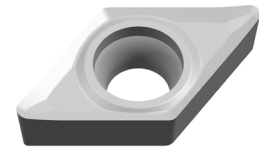
Bezeichnung Designation	IC	L	S	R	DWS Art. N°	Cermet Art. N°
----------------------------	----	---	---	---	----------------	-------------------

DCGT FL-GP15 & DCGT FR-GP15

DCGT 11T3005 FL-GP15	9.525	11.60	3.97	0.05	447520	447524
DCGT 11T301 FL-GP15	9.525	11.60	3.97	0.10	445025	438924
DCGT 11T302 FL-GP15	9.525	11.60	3.97	0.20	447521	447525
DCGT 11T3005 FR-GP15	9.525	11.60	3.97	0.05	447522	447526
DCGT 11T301 FR-GP15	9.525	11.60	3.97	0.10	445024	438510
DCGT 11T302 FR-GP15	9.525	11.60	3.97	0.20	447523	447527

DCGX FN-GA25

Polierte Wendeschneidplatten für die Bearbeitung von Aluminiumlegierungen
Polished inserts for machining aluminum alloys



Bezeichnung Designation	IC	L	S	R	Unbeschichtet Uncoated Art. N°
----------------------------	----	---	---	---	--------------------------------------

DCGX FN-GA25

DCGX 070202 FN-GA25	6.350	7.80	2.38	0.20	440033
DCGX 070204 FN-GA25	6.350	7.80	2.38	0.40	438945
DCGX 070208 FN-GA25	6.350	7.80	2.38	0.80	447528
DCGX 11T302 FN-GA25	9.525	11.60	3.97	0.20	438376
DCGX 11T304 FN-GA25	9.525	11.60	3.97	0.40	440753
DCGX 11T308 FN-GA25	9.525	11.60	3.97	0.80	447529

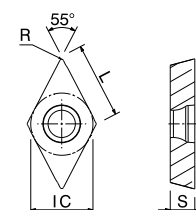

DCET FL/FR-DG15

Vielseitige Wendeschneidplatten zum Superfinishing
Multi-purpose superfinishing inserts



P1	P2	P3	P4	P5	M1	M2	M3	K1	N1	N2
N3	N4	N5	N6	N7	N8	S1	S2	S3	H1	H2

Schruppen Roughing	-				
Schlichten Finishing	▶▶▶				



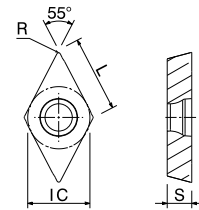

Bezeichnung Designation	IC	L	S	R	D20 Art. N°	D60 Art. N°
----------------------------	----	---	---	---	----------------	----------------

DCET FL-DG15 & DCET FR-DG15

DCET 0702003 FL-DG15	6.350	7.80	2.38	0.03	418229	418251
DCET 070201 FL-DG15	6.350	7.80	2.38	0.10	418230	418252
DCET 070202 FL-DG15	6.350	7.80	2.38	0.20	418231	418253
DCET 070204 FL-DG15	6.350	7.80	2.38	0.40	418232	418254
DCET 0702003 FR-DG15	6.350	7.80	2.38	0.03	418233	418255
DCET 070201 FR-DG15	6.350	7.80	2.38	0.10	418234	418256
DCET 070202 FR-DG15	6.350	7.80	2.38	0.20	418235	418257
DCET 070204 FR-DG15	6.350	7.80	2.38	0.40	418236	418258
DCET 11T3005 FL-DG15	9.525	11.60	3.37	0.05	418237	418259
DCET 11T301 FL-DG15	9.525	11.60	3.37	0.10	418238	418260
DCET 11T302 FL-DG15	9.525	11.60	3.37	0.20	418239	418261
DCET 11T304 FL-DG15	9.525	11.60	3.37	0.40	418240	418262
DCET 11T308 FL-DG15	9.525	11.60	3.37	0.80	418241	418263
DCET 11T3005 FR-DG15	9.525	11.60	3.37	0.05	418242	418264
DCET 11T301 FR-DG15	9.525	11.60	3.37	0.10	418243	418265
DCET 11T302 FR-DG15	9.525	11.60	3.37	0.20	418244	418266
DCET 11T304 FR-DG15	9.525	11.60	3.37	0.40	418245	418267
DCET 11T308 FR-DG15	9.525	11.60	3.37	0.80	418246	418268

DCGT FN-DS15

Vielseitige Schrupp- und Semifinish-Wendeschneidplatten
Multi-purpose roughing and semi-finishing inserts



P1	P2	P3	P4	P5	M1	M2	M3	K1	N1	N2
N3	N4	N5	N6	N7	N8	S1	S2	S3	H1	

Schruppen <i>Roughing</i>	▶▶				
Schlichten <i>Finishing</i>	▶▶				

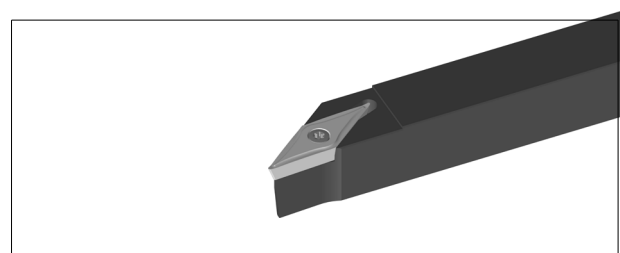
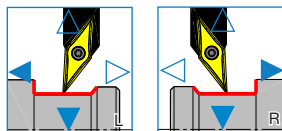
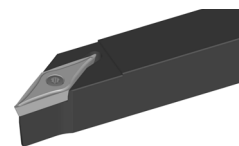
Bezeichnung <i>Designation</i>	IC	L	S	R	D20 Art. N°	D30 Art. N°	D60 Art. N°
-----------------------------------	----	---	---	---	----------------	----------------	----------------

DCGT EN-DS15

DCGT 11T302 EN-DS15	9.525	11.60	3.37	0.20	427451	427452	427453
---------------------	-------	-------	------	------	--------	--------	--------

SVJC

Werkzeughalter für V-Wendeschneidplatten
Toolholder for V inserts



R

Wendeschneidplatten Inserts	Bezeichnung Designation	A x B x L	Dir. L Art. N°	Dir. R Art. N°
--------------------------------	----------------------------	-----------	-------------------	-------------------

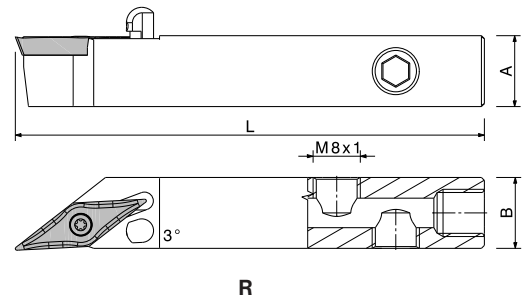
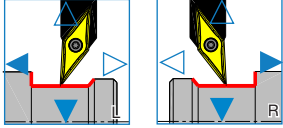
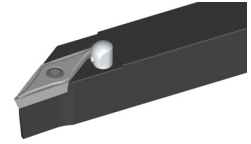
SVJCL & SVJCR

VC**1103**	SVJCL/R 0808X 11	8 x 8 x 115	447693	447644
VC**1103**	SVJCL/R 1010X 11	10 x 10 x 115	447694	447645
VC**1103**	SVJCL/R 1212X 11	12 x 12 x 130	447695	447646
VC**1303**	SVJCL/R 1010X 13	10 x 10 x 115	447696	447647
VC**1303**	SVJCL/R 1212X 13	12 x 12 x 130	447697	447648
VC**1303**	SVJCL/R 1616X 13	16 x 16 x 130	447698	447649
VC**1604**	SVJCL/R 1212X 16	12 x 12 x 130	453510	453512
VC**1604**	SVJCL/R 1616X 16	16 x 16 x 130	453511	453513

Werkzeughalter mit Schraube & Schraubenzieher geliefert
Toolholder provided with screw & screwdriver

SVJC-C

Werkzeughalter für V-Wendeschneidplatten mit Innenkühlung
 Toolholder with integrated coolant for V inserts



R

Wendeschneidplatten Inserts	Bezeichnung Designation	A x B x L	Dir. L Art. N°	Dir. R Art. N°
--------------------------------	----------------------------	-----------	-------------------	-------------------

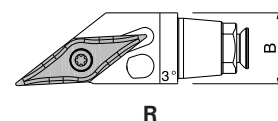
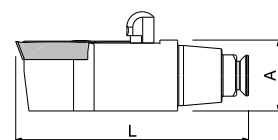
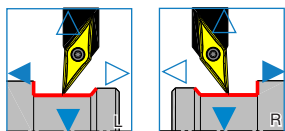
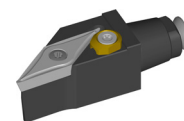
SVJCL-C & SVJCR-C

VC**1103**	SVJCL/R 1010J 11-C	10 x 10 x 110	447699	447650
VC**1103**	SVJCL/R 1212J 11-C	12 x 12 x 110	447700	447651
VC**1303**	SVJCL/R 1010J 13-C	10 x 10 x 110	447701	447652
VC**1303**	SVJCL/R 1212J 13-C	12 x 12 x 110	447702	447653
VC**1303**	SVJCL/R 1616J 13-C	16 x 16 x 110	447703	447654
VC**1604**	SVJCL/R 1212J 16-C	12 x 12 x 110	453514	453516
VC**1604**	SVJCL /R 1616J 16-C	16 x 16 x 110	453515	453517

Werkzeughalter mit Schraube & Schraubenzieher geliefert
 Toolholder provided with screw & screwdriver

SVJC-Q

Schnellwechselköpfe für V-Wendeschneidplatten mit Innenkühlung
Toolholder with quick-change heads and integrated coolant for V inserts



Wendeschneidplatten Inserts	Bezeichnung Designation	A x B x L	Dir. L Art. N°	Dir. R Art. N°
--------------------------------	----------------------------	-----------	-------------------	-------------------

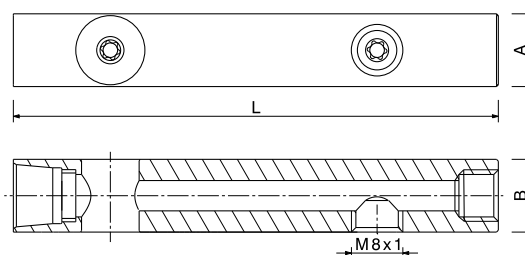
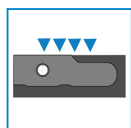

SVJCL-Q & SVJCR-Q

VC**1103**	SVJCL/R 1010X 11-Q	10 x 10 x 25	447704	447655
VC**1103**	SVJCL/R 1212X 11-Q	12 x 12 x 25	447705	447656
VC**1303**	SVJCL/R 1212X 13-Q	12 x 12 x 30	447706	447657
VC**1303**	SVJCL/R 1616X 13-Q	16 x 16 x 30	447707	447658
VC**1604**	SVJCL/R 1616X 16-Q	16 x 16 x 35	453518	453519

Werkzeughalter mit Schraube & Schraubenzieher geliefert
Toolholder provided with screw & screwdriver

Q

Grundhalter für Schnellwechselköpfe
Tool holder for quick interchangeable heads



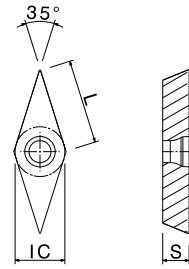

A x B x L	Art. N°
-----------	---------

Q

10 x 10 x 80	448013
12 x 12 x 80	448014
16 x 16 x 80	448015

VCGT FN-GB03

Vielseitig einsetzbare Wendeschneidplatten mit hochfesten Schneidkanten
Multi-purpose inserts with high-strength sharp edges



P1	P2	P3	P4	P5	M1	M2	M3	K1	N1	N2
N3	N4	N5	N6	N7		S1	S2	S3	H1	H2

Schruppen Roughing	▶▶				
Schlichten Finishing	▶▶▶				


Bezeichnung Designation	IC	L	S	R	DWS Art. N°
----------------------------	----	---	---	---	----------------

VCGT FN-GB03

VCGT 110301 FN-GB03	6.350	11.20	3.18	0.10	447508
VCGT 110302 FN-GB03	6.350	11.20	3.18	0.20	447509

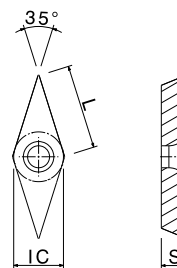
VCGT FN-GB12

Wendeschneidplatten mit scharfer Schneidkante und Spankontrolle
Inserts with sharp cutting edge and chip control



P1	P2	P3	P4	P5	M1	M2	M3	K1	N1	N2
N3	N4	N5	N6	N7	N8	S1	S2	S3	H1	

Schruppen Roughing	▶▶				
Schlichten Finishing	▶▶				



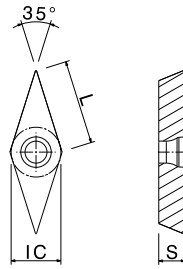

Bezeichnung Designation	IC	L	S	R	DWS Art. N°
----------------------------	----	---	---	---	----------------

VCGT FN-GB12

VCGT 110301 FN-GB12	6.350	11.20	3.18	0.10	447510
VCGT 110302 FN-GB12	6.350	11.20	3.18	0.20	447511

VPGT EL/ER-GG30

Schlicht-Wendeplatten für grosse Schnitttiefen
 Finishing inserts for large cutting depths



P1	P2	P3	P4	P5	M1	M2	M3		N1	N2
N3	N4	N5	N6	N7	N8	S1	S2	S3		

Schruppen Roughing	-				
Schlichten Finishing	▶▶▶				


Bezeichnung Designation	IC	L	S	R	DWS Art. N°	Cermet Art. N°
----------------------------	----	---	---	---	----------------	-------------------

VPGT FL-GG30 & VPGT FR-GG30

VPGT 1103005 FL-GG30	6.350	11.20	3.18	0.05	447512	
VPGT 110301 FL-GG30	6.350	11.20	3.18	0.10	447513	
VPGT 1103005 FR-GG30	6.350	11.20	3.18	0.05	447514	
VPGT 110301 FR-GG30	6.350	11.20	3.18	0.10	447533	447542
VPGT 110302 FR-GG30	6.350	11.20	3.18	0.20	447534	447543

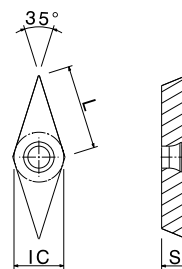
VBGT EL/ER-GG30

Schlicht-Wendepplatten für grosse Schnitttiefen
Finishing inserts for large cutting depths



P1	P2	P3	P4	P5	M1	M2	M3		N1	N2
N3	N4	N5	N6	N7	N8	S1	S2	S3		

Schruppen Roughing	-				
Schlichten Finishing	▶▶▶				




Bezeichnung Designation	IC	L	S	R	DWS Art. N°	Cermet Art. N°
----------------------------	----	---	---	---	----------------	-------------------

VBGT FL-GG30 & VBGT FR-GG30

VBGT 1103005 FL-GG30	6.350	11.20	3.18	0.05	447535	
VBGT 110301 FL-GG30	6.350	11.20	3.18	0.10	447536	
VBGT 1103005 FR-GG30	6.350	11.20	3.18	0.05	438638	
VBGT 110301 FR-GG30	6.350	11.20	3.18	0.10	438639	447544
VBGT 110302 FR-GG30	6.350	11.20	3.18	0.20	447537	447545

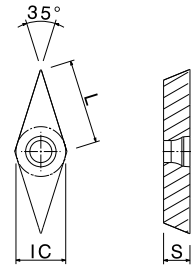
VPGT FL/FR-GP15

Superfinish-Wendeschneidplatten für geringe Schnitttiefen
Superfinishing inserts for low cutting depths



P1	P2	P3	P4	P5	M1	M2	M3	K1	N1	N2
N3	N4	N5	N6	N7	N8	S1	S2	S3	H1	H2

Schruppen <i>Roughing</i>	-				
Schlichten <i>Finishing</i>	▶▶▶				




Désignation <i>Designazione</i>	IC	L	S	R	DWS Art. N°	Cermet Art. N°
------------------------------------	----	---	---	---	----------------	-------------------

VPGT FL-GP15 & VPGT FR-GP15

VPGT 110301 FL-GP15	6.350	11.20	3.18	0.10	447538	447546
VPGT 110302 FL-GP15	6.350	11.20	3.18	0.20	447539	447547
VPGT 110301 FR-GP15	6.350	11.20	3.18	0.10	447540	447548
VPGT 110302 FR-GP15	6.350	11.20	3.18	0.20	447541	447549

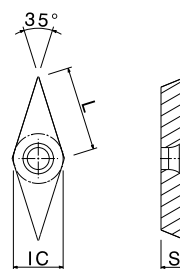
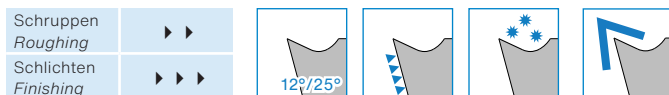
VCGX FN-GA25

Polierte Wendeschneidplatten für die Bearbeitung von Aluminiumlegierungen
Polished inserts for machining aluminum alloys



N1 N2

N3 N4 N5 N6 N7 N8 S1 S2 S3



Désignation <i>Designazione</i>	IC	L	S	R	Non rivestito <i>Non rivestito</i> Art. N°
------------------------------------	----	---	---	---	--

VCGX FN-GA25

VCGX 110302 FN-GA25	6.350	11.20	3.18	0.20	441152
VCGX 110304 FN-GA25	6.350	11.20	3.18	0.40	447236
VCGX 110308 FN-GA25	6.350	11.20	3.18	0.80	447530
VCGX 160402 FN-GA25	9.525	16.60	4.76	0.20	447531
VCGX 160404 FN-GA25	9.525	16.60	4.76	0.40	438947
VCGX 160408 FN-GA25	9.525	16.60	4.76	0.80	447532

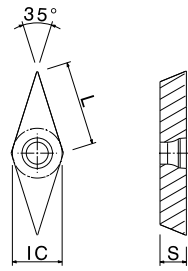

VCET FL/FR-DG15

Vielseitige Superfinish-Wendeschneidplatten
Multi-purpose superfinishing inserts



P1	P2	P3	P4	P5	M1	M2	M3	K1	N1	N2
N3	N4	N5	N6	N7	N8	S1	S2	S3	H1	H2

Schruppen Roughing	-				
Schlichten Finishing	▶▶▶				



Bezeichnung Designation	IC	L	S	R	D20 Art. N°	D60 Art. N°
----------------------------	----	---	---	---	----------------	----------------

VCET FL-DG15 & VCET FR-DG15

VCET 130302 FL-DG15	7.940	14.00	3.18	0.20	424480	424486
VCET 130304 FL-DG15	7.940	14.00	3.18	0.40	424481	424487
VCET 130308 FL-DG15	7.940	14.00	3.18	0.80	424482	424488
VCET 130302 FR-DG15	7.940	14.00	3.18	0.20	424483	424489
VCET 130304 FR-DG15	7.940	14.00	3.18	0.40	424484	424490
VCET 130308 FR-DG15	7.940	14.00	3.18	0.80	424485	424491

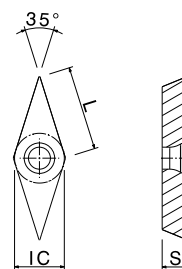

VCGT FN-DN12

Vielseitig einsetzbare Schlicht-Wendeschneidplatten
Multi-purpose finishing inserts



P1	P2	P3	P4	P5	M1	M2	M3	K1	N1	N2
N3	N4	N5	N6	N7	N8	S1	S2	S3	H1	

Schruppen Roughing	-				
Schlichten Finishing	▶▶▶				



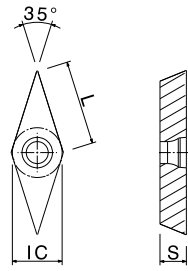

Bezeichnung Designation	IC	L	S	R	D20	D30	D60
					Art N°	Art N°	Art N°

VCGT FN-DN12

VCGT 1103005 FN-DN12	6.350	11.20	3.18	0.05	418247		418269
VCGT 1103008 FN-DN12	6.350	11.20	3.18	0.08	418248		418270
VCGT 110302 FN-DN12	6.350	11.20	3.18	0.20	418249	427450	418271

VCGT FL/FR-DR12

Vielseitig einsetzbare Schlicht-Wendeschneidplatten
Multi-purpose finishing inserts



P1	P2	P3	P4	P5	M1	M2	M3	K1	N1	N2
N3	N4	N5	N6	N7	N8	S1	S2	S3	H1	H2

Schruppen Roughing	-				
Schlichten Finishing	▶▶▶				

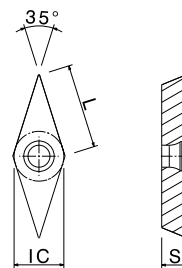
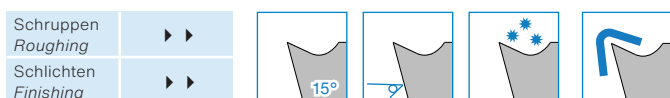

Bezeichnung Designation	IC	L	S	R	D20	D30	D60
					Art N°	Art N°	Art N°

VCGT FL-DR12 & VCGT FR-DR12

VCGT 1103000 FL-DR12	6.350	11.20	3.18	0.00	423685	423691	423697
VCGT 1103008 FL-DR12	6.350	11.20	3.18	0.08	423686	423692	423698
VCGT 110302 FL-DR12	6.350	11.20	3.18	0.20	423687	423693	423699
VCGT 1103000 FR-DR12	6.350	11.20	3.18	0.00	423688	423694	423700
VCGT 1103008 FR-DR12	6.350	11.20	3.18	0.08	423689	423695	423701
VCGT 110302 FR-DR12	6.350	11.20	3.18	0.20	423690	423696	423702

VCGX FN-DV15

Polierte Wendeschneidplatten für die Bearbeitung von Aluminiumlegierungen
Polished inserts for machining aluminum alloys




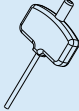
Bezeichnung Designation	IC	L	S	R	Unbeschichtet Uncoated Art. N°	D90 Art. N°
----------------------------	----	---	---	---	--------------------------------------	----------------

VCGX EN-DV15

VCGX 1103008 EN-DV15	6.350	11.20	3.18	0.08	427448	427449
VCGX 110302 EN-DV15	6.350	11.20	3.18	0.20	427446	427447

ISO

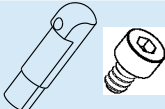

Ersatzteile und Zubehör
Spare parts and accessories

Bezeichnung Designation		
----------------------------	---	---

Schraube und Schraubenzieher für Wendeschneidplatten

Screw and screwdriver for inserts

SCLC* ***** 06	T8 M2.5 x 7.8	450437	T8	450440
SCLC* ***** 09	T15 M4.0 x 9.0	450438	T15	450441
SDJC* ***** 07	T8 M2.5 x 7.8	450437	T8	450440
SDJC* ***** 11	T15 M4.0 x 9.0	450438	T15	450441
SVJC* ***** 11	T8 M2.5 x 7.8	450437	T8	450440
SVJC* ***** 13	T8 M3.0 x 7.3	450439	T8	450440
SVJC* ***** 16	T15 M4.0 x 9.0	450438	T15	450441
E*** SCLC* 06	T8 M2.5 x 5.5	450280	T8	450440
E*** SCLC* 09	TP15 M3.5 x 8.3	450281	TP15	436801
E*** SD*C* 07	T8 M2.5 x 5.5	450280	T8	450440

Bezeichnung Designation		
----------------------------	---	---

Ersatzteile für Werkzeughalter mit Innenkühlung

Parts for toolholders with integrated coolant

S**CL 1010* **-C	450445	450451
S**CL 1212* **-C	450446	450451
S**CL 1616* **-C	450447	450451
S**CR 1010* **-C	450448	450451
S**CR 1212* **-C	450449	450451
S**CR 1616* **-C	450450	450451

ISO

Ersatzteile und Zubehör
Spare parts and accessories



Ersatzteile für Schnellwechselköpfe mit Innenkühlung

Parts for toolholders with quick-change heads function and integrated coolant

S**C* 10x10x120-Q	450436	T6	305184	450442
S**C* 12x12x120-Q	450436	T6	305184	450443
S**C* 16x16x120-Q	450436	T6	305184	450444



Ersatzteile für Grundhalter der Schnellwechselköpfe

Parts for quick-change toolholder heads


Q10	450453	450456	450459	450451
Q12	450454	450457	450459	450451
Q16	450455	450458	450460	450451



DUALDEC

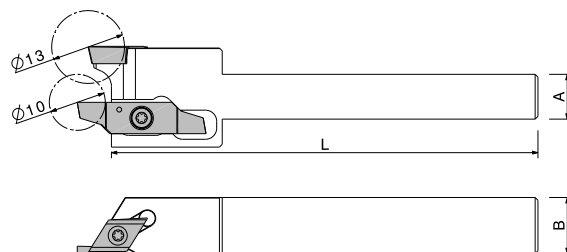
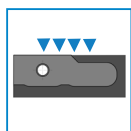
Programm Duplizierung der Wendeschneidplatten-Anzahl
pro Werkzeughalter

*Program to duplicate the number of inserts on the
same tool holder*



DUALDEC

Doppelte Werkzeughalter
Double toolholders



A x B x L	TOPDEC SDJCR 93° TURNDEC R6 Art. N°	TOPDEC SVJCR 93° TURNDEC R6 Art. N°
-----------	---	---

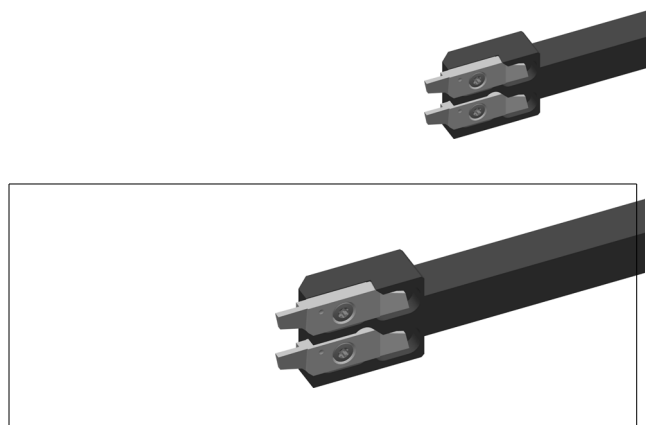
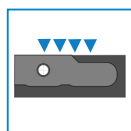
TOPDEC S*JCR / TURNDEC R6

8 x 8 x 100	-	-
8 x 10 x 100	430904	431012
10 x 10 x 100	430905	431013
12 x 12 x 100	430906	431015

Werkzeughalter mit Schraube & Schraubenzieher geliefert
Toolholder provided with screw & screwdriver

DUALDEC

Doppelte Werkzeughalter
Double toolholders




A x B x L	TURNDEC R6 TURNDEC R6 Art. N°
-----------	-------------------------------------

TURNDEC R6 / TURNDEC R6

8 x 8 x 100	430901
8 x 10 x 100	-
10 x 10 x 100	430902
12 x 12 x 100	430903

Werkzeughalter mit Schraube & Schraubenzieher geliefert
Toolholder provided with screw & screwdriver




DIAMETAL

DIADDEC

Klingenprogramm für individuelle Nutzung
Einstecken und Drehen

*Customized program for grooving
and turning blades*










Swiss Cutting Tool

DIADEC

Inhaltsverzeichnis

Table of contents

	Kodierung <i>Codification</i>	220
	Anwendungen <i>Applications</i>	222
	Stärken <i>Strengths</i>	224
	Werkzeughalter und Klingen 5 mm <i>Toolholders and blades 5 mm</i>	225
	Werkzeughalter und Klingen 8 mm <i>Toolholders and blades 8 mm</i>	233
	Ersatzteile und Zubehör <i>Spare parts and accessories</i>	236
	Formular DIADEC Easy <i>Form DIADEC Easy</i>	237

DIADEC

Kodierung von Klingen
Codification of blades

01	02	-	03	04	05	Art
KS	5	-	R	2.5x40	PKD	212173

01 Anwendung

Application

KS Stechen / Grooving

KD Drehen / Turning

02 Grösse

Size

5 Klinge 5mm / Blade 5mm

8 Klinge 8mm / Blade 8mm

03 Richtung

Direction

N Neutral / Neutral

L Links / Left

R Rechts / Right

04 Dimensionen

Dimensions

05 Werkstoff

Material

DIADEC

Kodierung von Werkzeughaltern
Codification of toolholders

01	02	03	04	Art
L	S	5	12/14x12x120	207411

01 Richtung

Direction

- L** Links / *Left*
- R** Rechts / *Right*
- G** Links/Rechts / *Left/Right*

02 Typ

Type

- Standard 0° / *Standard 0°*
- S** Verstärkter Kopf 0° / *Reinforced head 0°*
- S90** 90°
- S45** 45°

03 Grösse

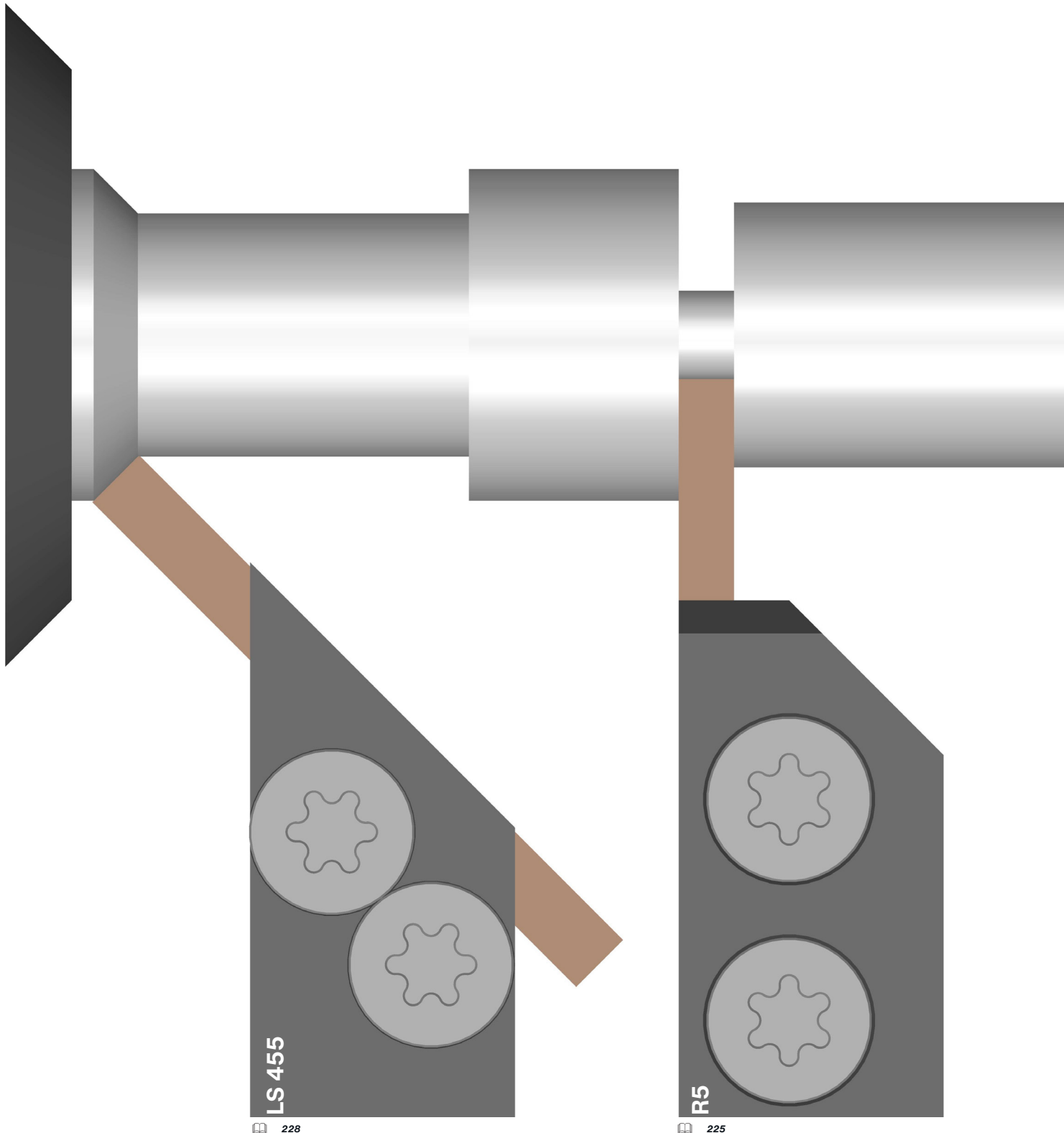
Size

- 5** Klinge 5mm / *Blade 5mm*
- 8** Klinge 8mm / *Blade 8mm*

04 Dimensionen

Dimensions

DIADEC
Anwendungen
Applications

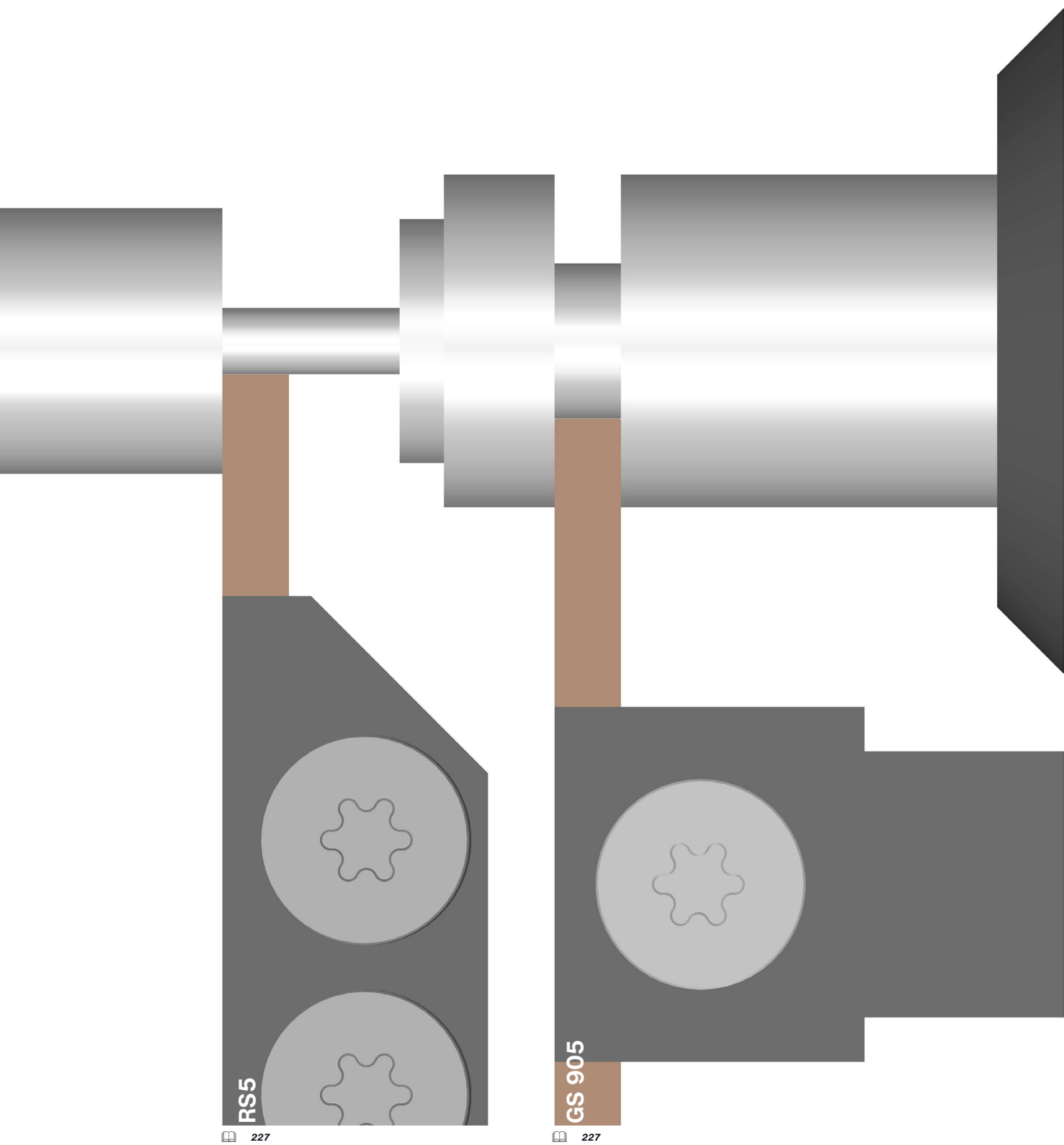


LS 455

228

R5

225

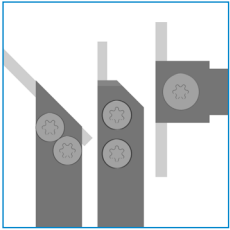


227

227

FEATURES

Stärken
Strengths

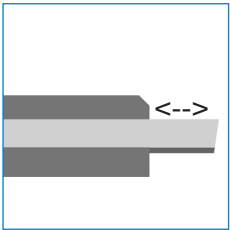


DIADEC: Extrem flexibel und wirtschaftlich

Da jede Klinge in jeden Werkzeughalter passt, ist das DIADEC-Programm sehr flexibel und wirtschaftlich.

DIADEC: an extremely flexible and economical product

As any blade can be mounted on any toolholder, the DIADEC range naturally proves to be highly flexible and economical.

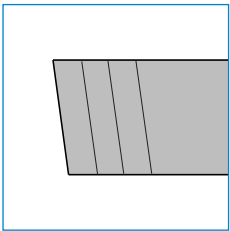


Klingen leicht einstellbar

Eine Stärke des DIADEC-Programms ist die einfache Einstellung der Klingenposition. Das ermöglicht eine flexible Arbeitsmethodik.

Easily adjustable blades

One of the strengths of the DIADEC program is the simple and unlimited adjustment of the blade position, which allows extremely flexible working.

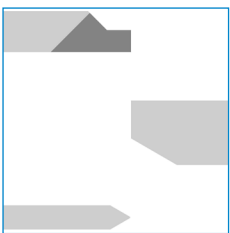


Einfaches Nachschärfen der Klingen

Das frontale Nachschärfen einer DIADEC-Klinge ist einfach und selbst machbar.

Easily regrindable blades

Frontal resharpening of a DIADEC blade is a very simple and quick operation to perform on your own.




Individuelle Klingen nach Ihren Bedürfnissen

DIADEC-Klingen eignen sich sehr gut für die Profilierung von Sonderformen entsprechend Ihren Bedürfnissen und Anwendungen.

Blades that can be profiled according to your requirements

DIADEC blades can be profiled in special shapes according to your requirements and applications.



Klingen aus PKD verfügbar

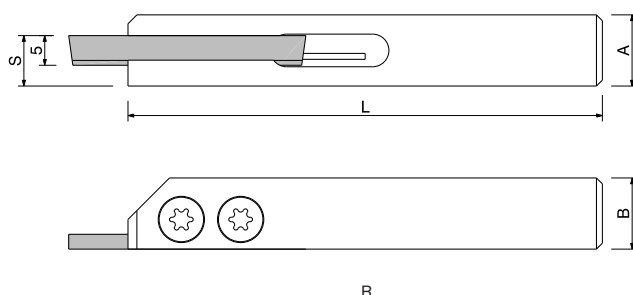
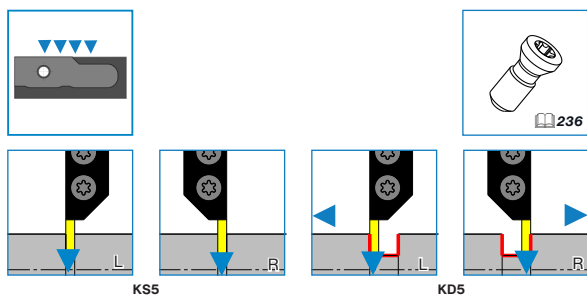
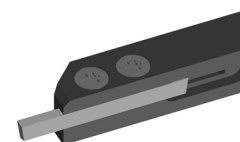
Die DIADEC-Klingen sind auch mit PKD verfügbar für die Bearbeitung von NE-Metallen wie Aluminium, Al-Si-Legierung, Kupfer, Messing, Bronze sowie Graphit, CFK/GFK, MMC, Hartmetall und Edelmetalle.

PCD blades

DIADEC blades are also available with PCD inserts for machining non-ferrous metals such as aluminum, Al-Si alloys, copper, brass, bronze as well as graphite, carbon fibre reinforced plastics, composite materials, hard and precious metals.

DIADEC 5

Präzisions-Werkzeughalter für KS5- und KD5-Klingen
Precision toolholder for KS5 and KD5 blades



A x B x L	S	Dir L Art. N°	Dir R Art. N°
-----------	---	------------------	------------------

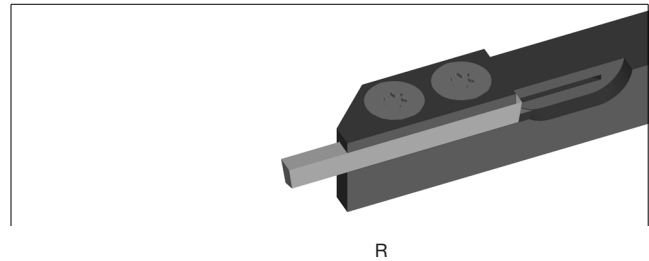
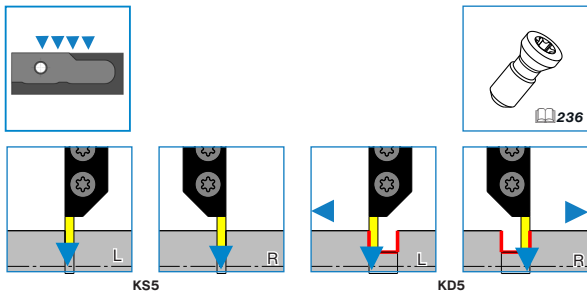
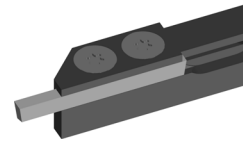
L5 & R5

7 x 7 x 110	6.00	201034	201035
8 x 8 x 110	6.50	201036	201037
10 x 10 x 120	7.50	201038	201039
12 x 12 x 120	8.50	201040	201041
14 x 14 x 120	10.50	201042	201043

Werkzeughalter mit Schraube & Schraubenzieher geliefert
Toolholder provided with screw & screwdriver

DIADEC S5

Präzisions-Werkzeughalter mit verstärktem Kopf für KS5- und KD5-Klingen
Precision toolholder with reinforced head for KS5 and KD5 blades



A/A1 x B x L	S	Dir L Art. N°	Dir R Art. N°
--------------	---	------------------	------------------

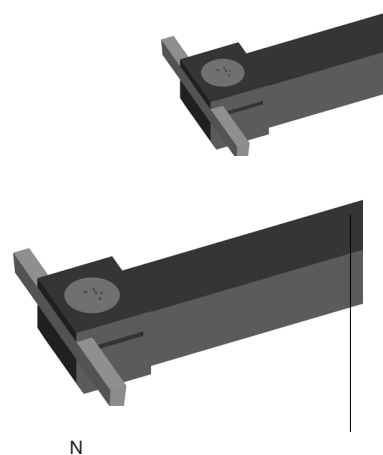
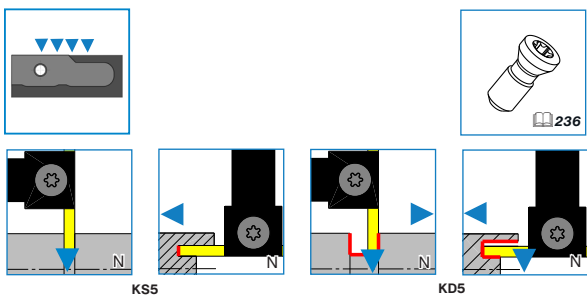
LS5 & RS5

8/10 x 8 x 120	8.00	207415	207416
10/12 x 10 x 120	10.00	207413	207414
12/14 x 12 x 120	12.00	207411	207412
16/18 x 16 x 120	16.00	214597	212616

Werkzeughalter mit Schraube & Schraubenzieher geliefert
Toolholder provided with screw & screwdriver

DIASEC GS905

90° Präzisions-Werkzeughalter für KS5 und KD5 Klingen
 90° precision toolholder for KS5 and KD5 blades



A/A1 x B/B1 x L	S	Dir N Art. N°
-----------------	---	------------------

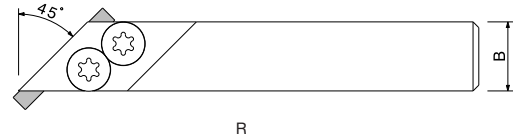
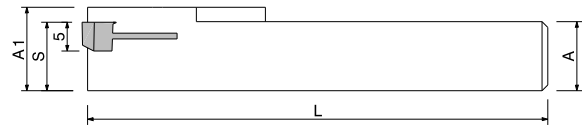
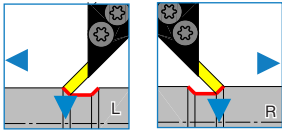
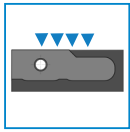
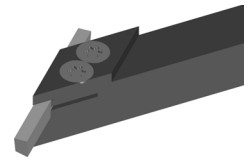
GS905

8/10 x 8/14 x 120	8.00	214440
10/12 x 10/14 x 120	10.00	214441
12/14 x 12/14 x 120	12.00	214442
14/16 x 14 x 120	14.00	212009
16/18 x 16 x 120	16.00	212010
20/22 x 20 x 120	20.00	212011

Werkzeughalter mit Schraube & Schraubenzieher geliefert
 Toolholder provided with screw & screwdriver

DIADEC S455

45° Präzisions-Werkzeughalter für KS5 und KD5 Klingen
 45° precision toolholder for KS5 and KD5 blades



A/A1 x B x L	S	Dir L Art. N°	Dir R Art. N°
--------------	---	------------------	------------------

LS455 & RS455

12/14 x 12 x 140	12.00	214443	214444
14/16.5 x 14 x 140	14.00	212004	212003
16/18.5 x 16 x 140	16.00	212005	212006
20/22.5 x 20 x 140	20.00	212008	212007

Werkzeughalter mit Schraube & Schraubenzieher geliefert
 Toolholder provided with screw & screwdriver

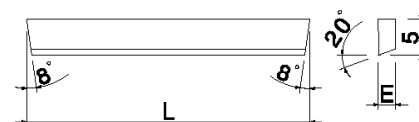

KS5

Stechklingen 5 mm
Parting blades 5 mm



P1	P2	P3	P4	P5	M1	M2	M3	K1	N1	N2
N3	N4	N5	N6	N7	N8	S1	S2	S3	H1	H2

Schruppen Roughing	▶▶▶				
Schlichten Finishing	▶▶▶				



E x L	K10/20	MG6	MG7.5	MG10	HSS
	Art. N°	Art. N°	Art. N°	Art. N°	Art. N°

KS5-N

2.00 x 20				215229	
2.50 x 20				215230	
3.00 x 20				215231	
0.60 x 40			397178		
0.70 x 40		398845			
0.80 x 40	307125	217408	374843	355178	355179
0.90 x 40		217409			
1.00 x 40	201108	201107	201110	212084	211652
1.10 x 40		217410			
1.20 x 40		217411			
1.30 x 40		217412			
1.40 x 40		217413			
1.50 x 40	201112	201111	201114	212085	207604
1.60 x 40		217414			
1.70 x 40		217415			
1.80 x 40		217416			
1.90 x 40		217417			
2.00 x 40	201116	201115	201118	208447	207605
2.20 x 40		224766			
2.50 x 40	201120	201119	201124	212086	207606
3.00 x 40	201126	201125	201128	212087	207607
4.00 x 40	201130	201129	201132	212088	212860
5.00 x 40		373680			

Andere Ausführungen auf Anfrage
Other executions on request

KS5 PKD

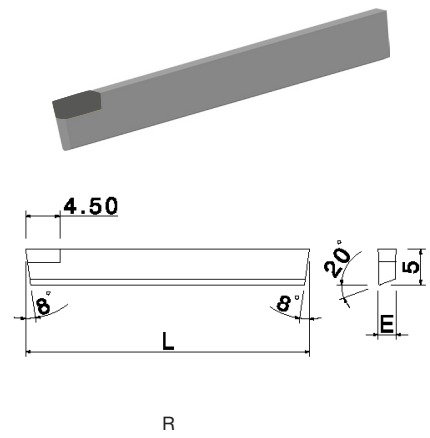
PKD Stechklingen 5 mm
PCD Parting blades 5 mm



N1 N2

N3 N4 N5 N6 N7 N8 S1 S2

Schruppen Roughing	-				
Schlichten Finishing	▶▶▶				



E x L	PCD Dir. L Art. N°	PCD Dir. R Art. N°
-------	--------------------------	--------------------------

KS5-L PCD & KS5-R PCD

1.00 x 40	407257	379361
1.50 x 40	399701	380083
2.50 x 40	212173	212172

Andere Ausführungen auf Anfrage
Other executions on request

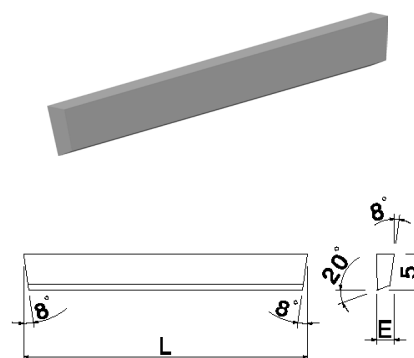
KD5

Drehklingen 5 mm
Turning blades 5 mm



P1	P2	P3	P4	P5	M1	M2	M3	K1	N1	N2
N3	N4	N5	N6	N7	N8	S1	S2	S3	H1	H2

Schruppen Roughing	▶▶▶				
Schlichten Finishing	▶▶▶				



E x L	K10/20 Art. N°	MG6 Art. N°	MG7.5 Art. N°	MG10 Art. N°	HSS Art. N°
-------	-------------------	----------------	------------------	-----------------	----------------

KD5-N

2.50 x 40	201046	201045	201048	212081
3.00 x 40	201050	201049	201052	212082
4.00 x 40	201054	201053	201056	212083

Andere Ausführungen auf Anfrage
Other executions on request

KD5 PKD

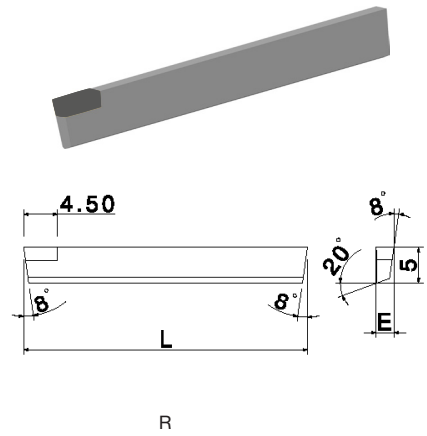
PKD Drehklingen 5 mm
PCD Turning blades 5 mm



N1 N2

N3 N4 N5 N6 N7 N8 S1 S2

Schruppen Roughing	-				
Schlichten Finishing	▶▶▶				



E x L	PCD Dir. L Art. N°	PCD Dir. R Art. N°
-------	--------------------------	--------------------------

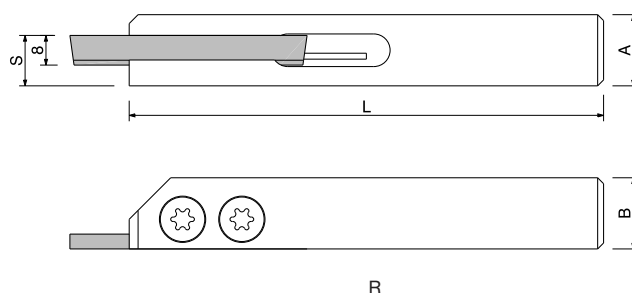
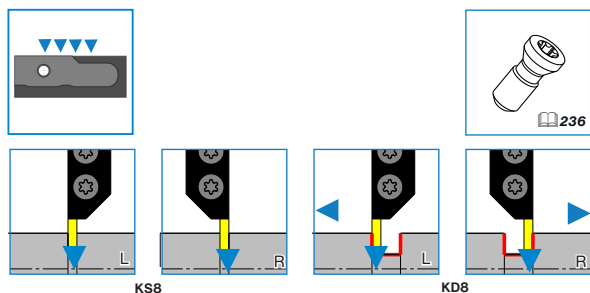
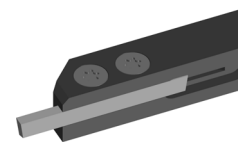
KD5-L PCD & KD5-R PCD

2.50 x 40	212170	212171
-----------	--------	--------

Andere Ausführungen auf Anfrage
Other executions on request

DIADec 8

Präzisions-Werkzeughalter für KS8 und KD8 Klingen
Precision toolholder for KS8 and KD8 blades



A x B x L	S	Dir L Art. N°	Dir R Art. N°
-----------	---	------------------	------------------

L8 & R8

16 x 16 x 120	12.50	220797	220799
20 x 20 x 120	16.00	220798	220800

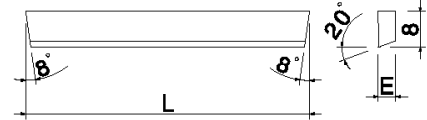

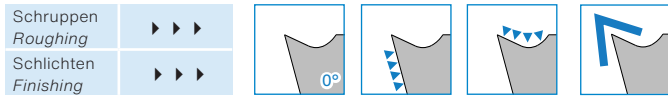
Werkzeughalter mit Schraube & Schraubenzieher geliefert
Toolholder provided with screw & screwdriver

KS8

Stechklingen 8mm
Parting blades 8mm



P1	P2	P3	P4	P5	M1	M2	M3	K1	N1	N2
N3	N4	N5	N6	N7	N8	S1	S2	S3	H1	H2



E x L	K10/20 Art. N°	MG6 Art. N°	MG7.5 Art. N°	MG10 Art. N°	HSS Art. N°
-------	-------------------	----------------	------------------	-----------------	----------------

KS8-N

0.70 x 50				403607	
1.00 x 50				351190	
1.50 x 50		357523		302175	357226
2.00 x 50		357527		222706	357229
2.50 x 50		431908			
3.00 x 50		357528		220804	357230
4.00 x 50		357530		220805	

Andere Ausführungen auf Anfrage
Other executions on request

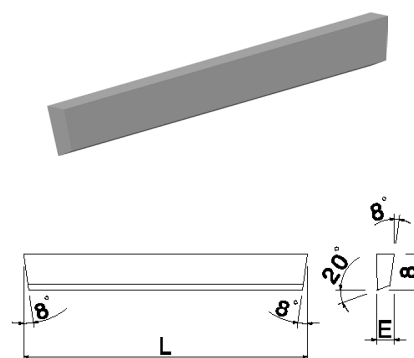
KD8

Drehklingen 8mm
Turning blades 8mm



P1	P2	P3	P4	P5	M1	M2	M3	K1	N1	N2
N3	N4	N5	N6	N7	N8	S1	S2	S3	H1	H2

Schruppen Roughing	▶▶▶				
Schlichten Finishing	▶▶▶				



E x L	K10/20	MG6	MG7.5	MG10	HSS
	Art. N°	Art. N°	Art. N°	Art. N°	Art. N°

KD8-N

4.00 x 50	220801
-----------	--------

Andere Ausführungen auf Anfrage
Other executions on request

DIADec

Ersatzteile und Zubehör
Spare parts and accessories

Bezeichnung Designation		
----------------------------	---	---

Schraube und Schraubenzieher für Klingen Screw and screwdriver for inserts

*5 7x7	T10 M3.0 x 6.8	201139	T10	201136
*5 8x8	T10 M3.0 x 7.5	201140	T10	201136
*5 10x10	T20 M4.0 x 9.5	201141	T20	201137
*5 12x12	T25 M5.0 x 11.5	201142	T25	201138
*5 14x14	T25 M5.0 x 11.5	201142	T25	201138
*S5 8/10x8	T10 M3.0 x 7.5	201140	T10	201136
*S5 10/12x10	T20 M4.0 x 9.5	201141	T20	201137
*S5 12/14x12	T25 M5.0 x 11.5	201142	T25	201138
*S5 16/18x16	T25 M5.0 x 11.5	201142	T25	201138
GS905 8/10x8/14	T20 M4.0 x 9.5	201141	T20	201137
GS905 10/12x10/14	T25 M5.0 x 11.5	201142	T25	201138
GS905 12/14x12/14	T25 M5.0 x 11.5	201142	T25	201138
GS905 14/16x14	T25 M5.0 x 11.5	201142	T25	201138
GS905 16/18x16	T25 M5.0 x 11.5	201142	T25	201138
GS905 20/22x20	T25 M5.0 x 11.5	201142	T25	201138
LS455 12/14x12	T10 M3.0 x 7.5	201140	T10	201136
LS455 14/16.5x14	T20 M4.0 x 9.5	201141	T20	201137
LS455 16/18.5x16	T20 M4.0 x 9.5	201141	T20	201137
LS455 20/22.2x20	T25 M5.0 x 11.5	201142	T25	201138
*8 16x16	T25 M5.0 x 15.0	221542	T25	201138
*8 20x20	T30 M6.0 x 16.0	221543	T30	221544

Anfrage / Request

Bestellung / Order

Kundendaten
Customer data

Firma / Company : _____
 Kontakt / Contact : _____
 Adresse / Address : _____
 Telefon / Telephone : _____
 E-mail / E-mail : _____
 Datum / Date : _____

Maschinentyp
Type of machine

Werkstoff
Material
 N° : _____
 Bezeichnung / Designation : _____

Werkzeughalter
Tool holder

Dimensionen / Dimensions : _____
 Richtung / Direction :
 Links / Left Verstärkter Kopf
 Rechts / Right *Strengthened head*
 90°
 45°

Schneide
Cut


Grösse / Size :
 5
 8
 Anwendung / Application
 Drehen / Turning Stechen / Grooving
 Werkstoff / Material : _____
 Zusätzliche Angaben / Further indications :

Skizze :
Sketch :

Anzahl Schneiden :
Number of cuts : _____

Anzahl Werkzeughalter :
Number of tool holders : _____


Unterschrift Kunde :
Customer signature : _____



DIAMETAL

BURINS BRASES

Programm traditionelles Drehen
Traditional turning programm



Swiss Cutting Tool

BURINS BRASES

Inhaltsverzeichnis

Table of contents

	Kodierung <i>Codification</i>	242
	Anwendungen <i>Applications</i>	244
	Stärken <i>Strengths</i>	246
	Gelötete Drehstähle <i>Turning tools soldered</i>	247
	Gelötete Kopfstähle <i>Head tools soldered</i>	249
	Gelötete Einstechstähle <i>Parting tools soldered</i>	250

BURINS BRASES

Kodierung gelötete Automatenstähle
Codification of soldered turning tools

01	-	02		03	-	04		05		06		Art.
DSD	-	L		7x7x140	-	2.00		HKT		K05		200014

01 Anwendung

Application

DSD	Drehstähle / <i>Turning tools</i>
DSS	Einstechstähle / <i>Grooving tools</i>
DSK	Kopfstähle / <i>Head tools</i>

02 Richtung

Direction

L	Links / <i>Left</i>
R	Rechts / <i>Right</i>

03 Dimensionen

Dimensions

04 Dicke

Thickness

05 Zusätzliche Informationen


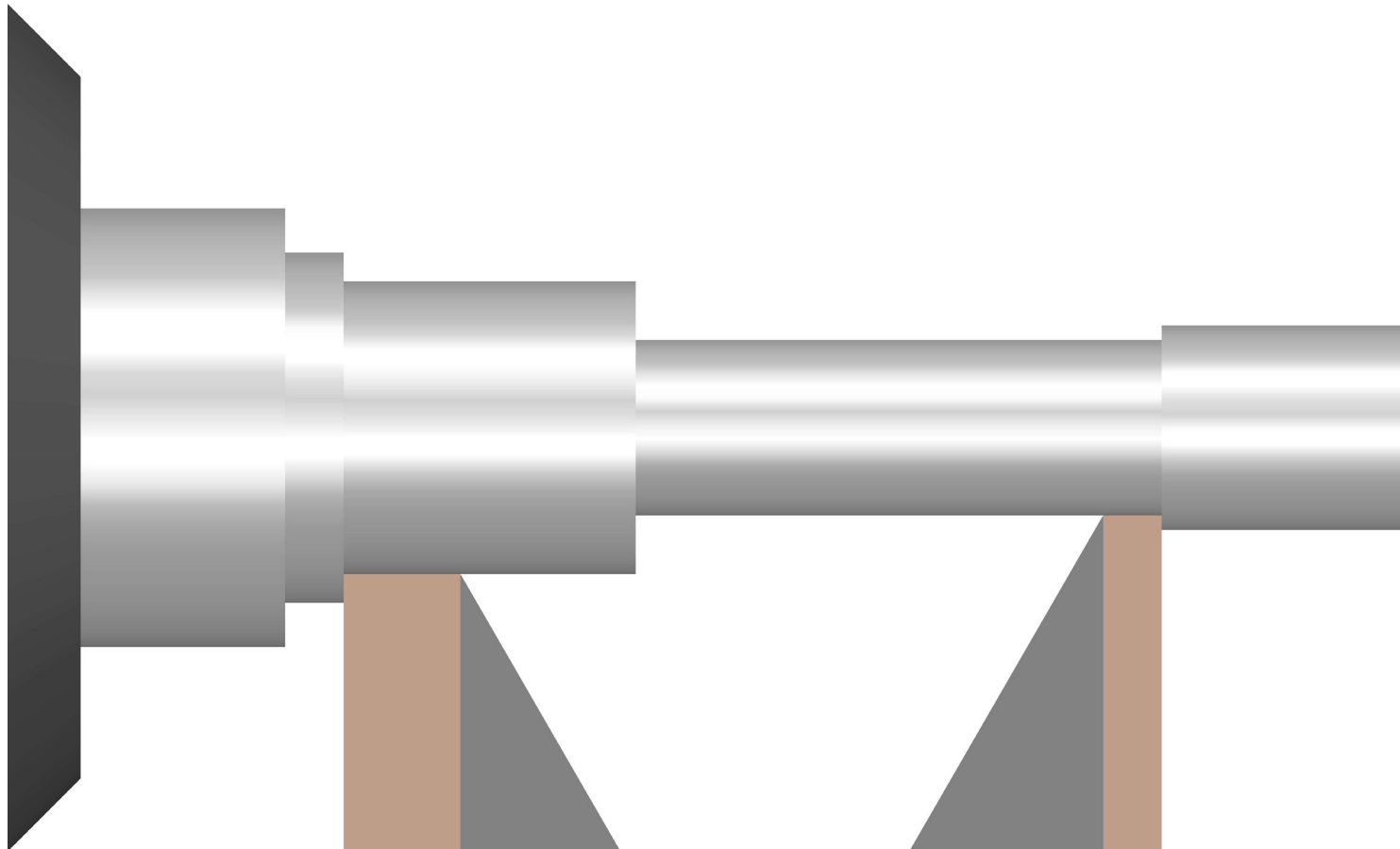
Further information

06 Werkstoff

Material

BURINS BRASES

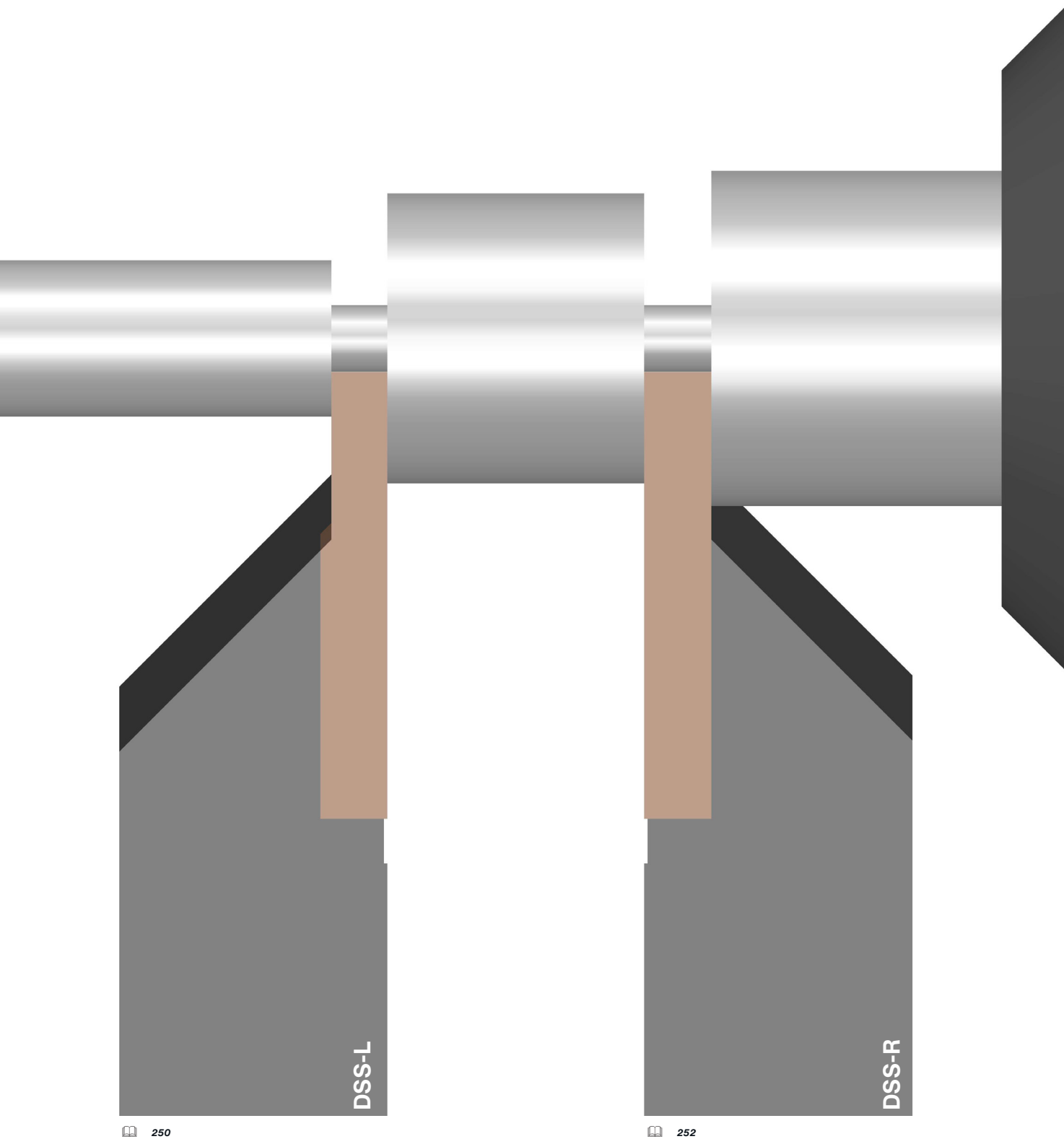
Anwendungen
Applications



 247




 248



FEATURES

Stärken
Strengths




Schnell und einfach anpassbar für Sonderlösungen

Die gelöteten Drehstähle ermöglichen schnelle und einfache Sonderlösungen. Dementsprechend sind sie Wirtschaftlich.

The economical solution for special applications

Soldered turning tools enable special solutions to be realised quick and easy and are extremely economical.

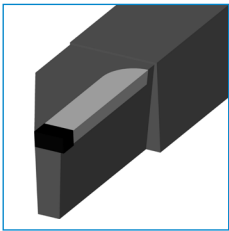


Beschichten

Dank des speziellen Lotes für die Herstellung der Drehstähle, ist die Beschichtung des Hartmetalleinsatzes möglich und erlaubt es, gezielt auf Probleme bei der Bearbeitung schwieriger Materialien einzugehen.

Coating

Thanks to the special brazing material used in the production of the soldered turning tools, the carbide insert can be coated, thus specifically solving the problem of machining difficult materials.



Gelötete Drehstähle mit PKD-Einsätzen

Die gelöteten Drehstähle sind auch mit PKD und MKD erhältlich, für die Bearbeitung von NE-Metallen wie Aluminium, Al-Si-Legierung, Kupfer, Messing, Bronze sowie Graphit, CFK/GFK, MMC, Hartmetall und Edelmetalle.

Soldered turning tools with PCD inserts

Soldered turning tools are also available with PCD inserts for machining non-ferrous metals such as aluminum, Al-Si alloys, copper, brass, bronze, as well as graphite, carbon fibre reinforced plastics, composites materials, hard and precious metals.

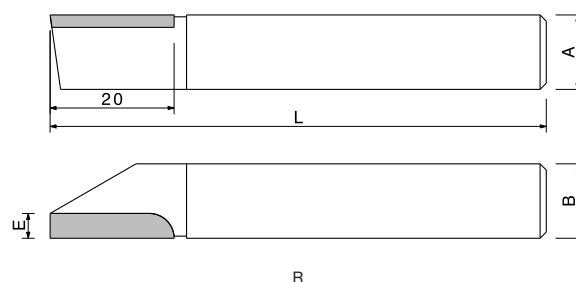
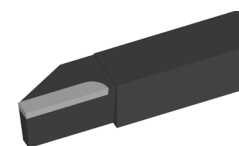
DSD

Gelötete Drehstähle
Soldered turning tools



P1	P2	P3	P4	P5	M1	M2	M3		N1	N2
N3	N4	N5	N6	N7	N8	S1	S2	S3		

Schruppen Roughing	▶▶▶				
Schlichten Finishing	▶▶▶				



A x B x L	E	K05	MG7.5	MG10	UG8
-----------	---	-----	-------	------	-----

DSD-L

5 x 5 x 120	1.50	200003	398150		
6 x 6 x 120	2.50	200005	200007		226455
7 x 7 x 140	3.00	200011	200013	210387	226457
8 x 8 x 140	3.00	200017	200019	210388	226458
10 x 10 x 150	4.00	200023		210389	237306
12 x 12 x 150	5.00	200026		210390	237307
14 x 14 x 150	6.00	200029			

DSD-R

5 x 5 x 120	1.50	200002			
6 x 6 x 120	2.50	200004			
7 x 7 x 140	3.00	200010			
8 x 8 x 140	3.00	200016	423837	214298	364973
10 x 10 x 150	4.00	200022		214299	387252
12 x 12 x 150	5.00	200025		214300	
14 x 14 x 150	6.00	200028		214301	

Andere Ausführungen auf Anfrage
Other executions on request

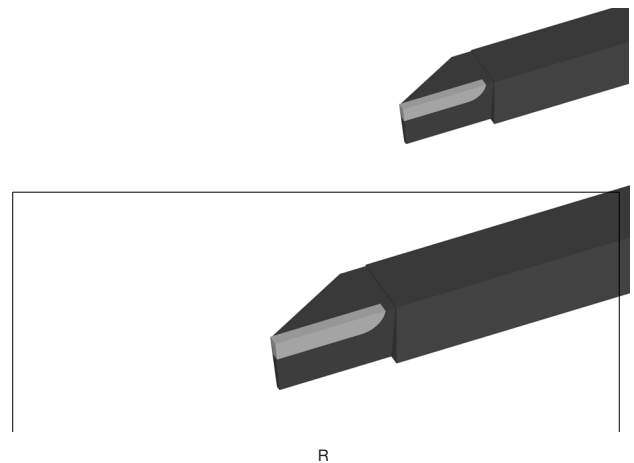
DSD HKT

Gelötete Drehstähle
Soldered turning tools



P1	P2	P3	P4	P5	M1	M2	M3		N1	N2
N3	N4	N5	N6	N7	N8	S1	S2	S3		

Schruppen Roughing	▶▶▶				
Schlichten Finishing	▶▶▶				



A x B x L	E	K05	MG7.5	MG10	UG8
-----------	---	-----	-------	------	-----

DSD-L HKT

5 x 5 x 120	1.50		306578		
6 x 6 x 120	2.00		200009		
7 x 7 x 140	2.00	200014	200015		363879
8 x 8 x 140	2.00	200020	200021	215514	

Andere Ausführungen auf Anfrage
Other executions on request

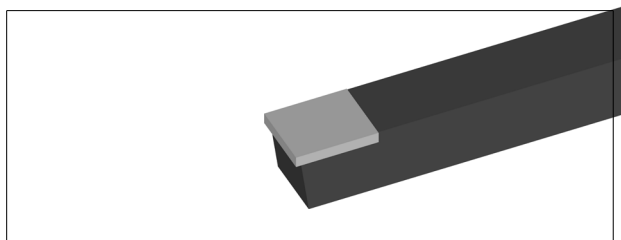
DSK

Gelötete Kopfstähle
Soldered head tools



P1	P2	P3	P4	P5	M1	M2	M3		N1	N2
N3	N4	N5	N6	N7	N8	S1	S2	S3		

Schruppen Roughing	▶▶▶				
Schlichten Finishing	▶▶▶				



A x B x L	E	K05	MG7.5	MG10	UG8
------------------	----------	------------	--------------	-------------	------------

DSK

6 x 6 x 120	6.00	200070
7 x 7 x 140	7.00	200071
8 x 8 x 140	8.00	200072
10 x 10 x 150	10.00	200073
12 x 12 x 150	12.00	200074
14 x 14 x 150	14.00	200075

Andere Ausführungen auf Anfrage
Other executions on request

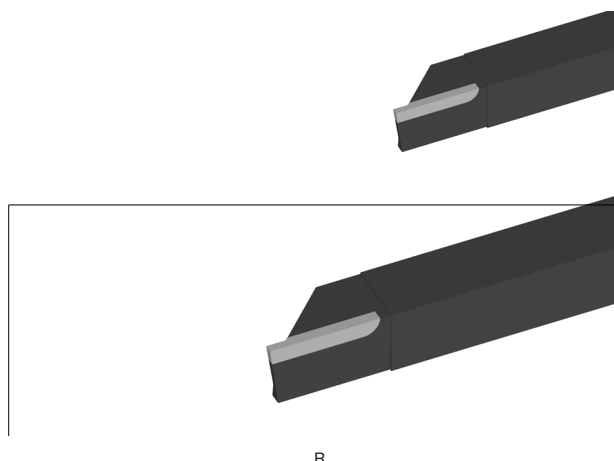
DSS

Gelötete Einstechstähle
Soldered grooving tools



P1	P2	P3	P4	P5	M1	M2	M3		N1	N2
N3	N4	N5	N6	N7	N8	S1	S2	S3		

Schruppen Roughing	▶▶▶				
Schlichten Finishing	▶▶▶				



A x B x L	E	L1	K05	MG7.5	MG10	UG8
-----------	---	----	-----	-------	------	-----

DSS-L

5 x 5 x 120	1.25	3.00	200032			
6 x 6 x 120	1.00	3.00	200295	217582		
6 x 6 x 120	1.25	3.00	200250	217583		226448
6 x 6 x 120	1.50	3.00	218649	217584		238344
6 x 6 x 120	1.60	4.00	200034	200036		
6 x 6 x 120	2.00	4.00		215277		383312
7 x 7 x 140	1.00	4.00	217104			
7 x 7 x 140	1.25	4.00	200037	217580		226450
7 x 7 x 140	1.50	4.00	200039	200298		226451
7 x 7 x 140	1.60	4.00			210370	
7 x 7 x 140	1.75	4.00	200041	200043		
7 x 7 x 140	2.00	5.00	200044	217581	210371	226452
7 x 7 x 140	2.25	5.00	200046			
7 x 7 x 140	2.50	5.00	214669		210372	
8 x 8 x 140	1.00	5.00	200048			
8 x 8 x 140	1.50	5.00	200050	216023		226453
8 x 8 x 140	1.60	5.00			210373	
8 x 8 x 140	1.75	5.00	200052	200054	387309	
8 x 8 x 140	2.00	5.00	200055	206772	210374	226454
8 x 8 x 140	2.25	6.00	200056			
8 x 8 x 140	2.50	6.00	200058		210375	
8 x 8 x 140	4.00	6.00	200307			

Andere Ausführungen auf Anfrage
Other executions on request

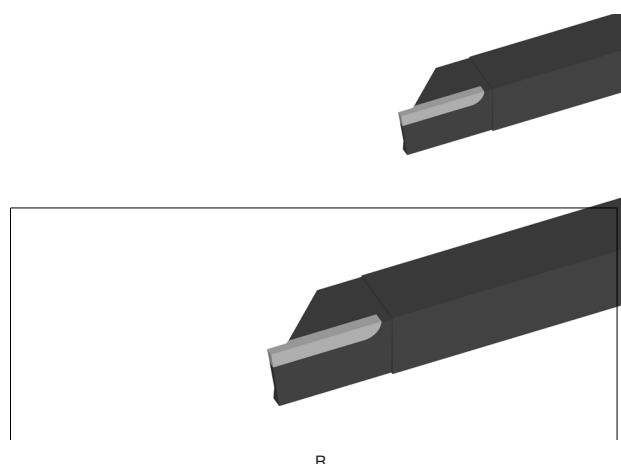
DSS

Gelötete Einstechstähle
Soldered grooving tools



P1	P2	P3	P4	P5	M1	M2	M3		N1	N2
N3	N4	N5	N6	N7	N8	S1	S2	S3		

Schruppen Roughing	▶▶▶				
Schlichten Finishing	▶▶▶				



A x B x L	E	L1	K05	MG7.5	MG10	UG8
-----------	---	----	-----	-------	------	-----


DSS-L

10 x 10 x 150	1.00	5.00	200274			
10 x 10 x 150	1.50	5.00	216987			
10 x 10 x 150	1.75	6.00	200060			
10 x 10 x 150	2.00	6.00	212188		210376	237302
10 x 10 x 150	2.25	6.00	200062			
10 x 10 x 150	2.50	7.00	217418		210377	237303
10 x 10 x 150	3.00	7.00			210378	
12 x 12 x 150	1.50	5.00	212391			
12 x 12 x 150	2.00	7.00	219678		210379	
12 x 12 x 150	2.50	7.00	200313	226726	210380	237304
12 x 12 x 150	2.70	7.50	200065	226727		
12 x 12 x 150	3.00	7.50	206803		210381	237305
14 x 14 x 150	1.75	6.00	200285			
14 x 14 x 150	2.00	7.00	200286			
14 x 14 x 150	2.70	7.50	200068			
14 x 14 x 150	4.00	7.50	200288			

Andere Ausführungen auf Anfrage
Other executions on request

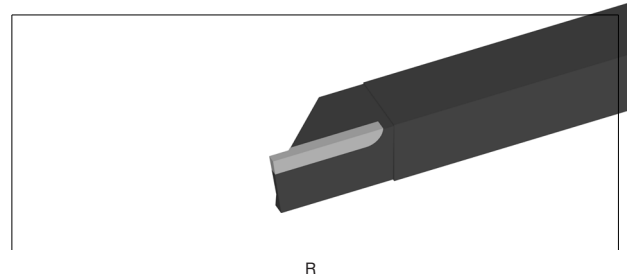
DSS

Gelötete Einstechstähle
Soldered grooving tools



P1	P2	P3	P4	P5	M1	M2	M3		N1	N2
N3	N4	N5	N6	N7	N8	S1	S2	S3		

Schruppen Roughing	▶▶▶				
Schlichten Finishing	▶▶▶				



A x B x L	E	L1	K05	MG7.5	MG10	UG8
------------------	----------	-----------	------------	--------------	-------------	------------

DSS-R


5 x 5 x 120	1.25	3.00	200031			
7 x 7 x 140	1.75	4.00	200040			
8 x 8 x 140	1.60	4.00			384681	366593
8 x 8 x 140	1.75	4.00	200051		384685	
8 x 8 x 140	2.00	5.00	207391	423836	214293	366321
10 x 10 x 150	1.50	6.00	398375			
10 x 10 x 150	1.75	6.00	200059			
10 x 10 x 150	2.00	6.00	220501			
10 x 10 x 150	2.50	7.00	350841		214294	
10 x 10 x 150	3.00	7.00			390853	386949
12 x 12 x 150	2.00	7.00	206769			
12 x 12 x 150	2.50	7.00			214295	
12 x 12 x 150	2.70	7.50	200064			
12 x 12 x 150	3.00	7.50			214296	
14 x 14 x 150	2.70	7.50	200067			

Andere Ausführungen auf Anfrage
Other executions on request

DIAMETAL

BURINS INTERIEURS


Präzisionssystem für Innenaus-,
Kopier- und Gewindedrehen
*Precision system for internal turning,
copying and threading operations.*



Swiss Cutting Tool

BURINS INTERIEURS

Inhaltsverzeichnis
Table of contents

	Kodierung <i>Codification</i>	258
	Stärken <i>Strengths</i>	260
	Werkzeughalter mit hydraulischem Spannsystem <i>Toolholder with hydraulic clamping</i>	261
	Werkzeughalter mit mechanischem Spannsystem <i>Toolholder with mechanical clamping</i>	274
	Ausdrehstähle <i>Boring bars</i>	276
	Ausdreh-Kopierstähle <i>Turning-copying boring bars</i>	277
	Kopierstähle <i>Copying bars</i>	278
	Einstechstähle <i>Grooving bars</i>	279
	Gewindedrehstähle <i>Threading bars</i>	280
	Ausrichtplatten <i>Adjusting tools</i>	281
	Ersatzteile und Zubehör <i>Spare parts and accessories</i>	282

BURINS INTERIEURS

Kodierung Ausdrehstähle

Codification Internal boring bars

01	02	03	-	04	-	05	-	06	Art
BOT	4	R	-	0.20	-	0.60	-	0.02	450333

01 Anwendung

Applications

BOT	Ausdrehen / <i>Boring</i>
BCT	Ausdrehen-Kopieren / <i>Boring-copying</i>
COT	Kopieren / <i>Copying</i>
GRT	Einstecken / <i>Grooving</i>
THT	Gewindedrehen / <i>Threading</i>

02 Schaftdurchmesser des Ausdrehstahls

Shank diameter of the internal boring bar

03 Richtung

Direction

L	Links / <i>Left</i>
R	Rechts / <i>Right</i>

04 Min. Durchmesser

Minimum diameter

05 Nutzbare Länge

Useful length

06 Zusätzliche Informationen

Further information

BURINS INTERIEURS

Kodierung des Werkzeughalters
Codification of toolholders

01	02	-	03	-	04	Art
HTH	25	-	4	-	30/55	450251

01 Ausführung

Execution

HTH Hydraulische Spannung / *Hydraulic clamping*
MTH Mechanische Spannung / *Mechanical clamping*

02 Aussendurchmesser des Werkzeughalters

Toolholder shank diameter

03 Bohrungsdurchmesser


Bore diameter

04 Nutzlänge/Gesamtlänge

Useful length/total length

FEATURES

Stärken
Strengths




Vollständiges Programm

Das Programm bietet eine vielfältige Auswahl an Innenausdrehwerkzeuge aus Hartmetall, wie Ausbohren, Einstechen, Kopieren und Gewindedrehen.

Full program

The program offers a comprehensive selection of carbide internal boring bars with cooling holes for operations such as drilling, countersinking, copying and threading.



Werkzeughalter mit hydraulischem Spannsystem

Dank ihrer hochpräzisen Ausführung und ihrer Schwingungsdämpfungsfunktion bieten die hydraulisch gespannten Werkzeugaufnahmen (HTH) einen Rundlauf von weniger als von 0,001 mm und ermöglichen eine extreme Stabilität beim Werkzeugwechsel.

Tool holder with hydraulic clamping system

Due to their high-precision design and vibration damping function, the hydraulically clamped tool holders (HTH) provide runout of less than from 0.001 mm and allow extreme stability during tool changes.

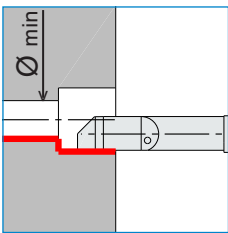


Werkzeughalter mit mechanischem Spannsystem

Einfacher aufgebaut, aber sehr präzise sind die mechanisch gespannten Werkzeughalter (MTH). Mit 4 Schrauben wird das Ausdrehwerkzeug gespannt und erreicht einen Rundlauf von weniger als 0,003 mm.

Tool holder with mechanical clamping system

Tool holder with mechanical clamping system More simple in design, but very precise are the mechanically clamped toolholders (MTH). The boring tool is clamped with 4 screws and achieves a runout of less than 0.003 mm.




Kleine Bohrungen ausdrehen

Die Innenausdrehwerkzeuge sind in der Lage einen Minimalen Durchmesser von 0.20mm zu drehen.

Drilling of small diameters

The internal boring bars enable the turning of holes up to a minimum diameter of 0.20



Innenkühlung

Beide Werkzeugaufnahmen HTH und MTH sind für Innenkühlung ausgelegt.

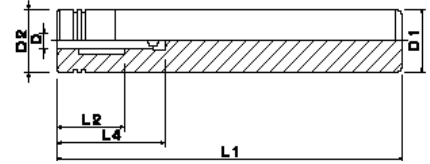
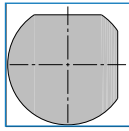
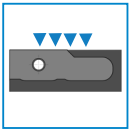

Integrated coolant

Both HTH and MTH toolholders are prepared for use with coolant.

HTH FRONT TYPE

Hochpräzisions-Werkzeughalter mit hydraulischem Spannsystem
High-precision toolholder with hydraulic clamping

CITIZEN



D	D1	D2	L1	L2	L4	L5	L6	Art. N°
---	----	----	----	----	----	----	----	---------

HTH19.05-110

C / L20 / M16

3.00	19.05	19.05	110.00	17.50	40.00	-	-	450242
4.00	19.05	19.05	110.00	21.00	40.00	-	-	450243
6.00	19.05	19.05	110.00	23.00	52.00	-	-	450244

HTH25.4-110

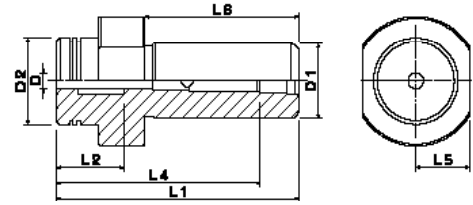
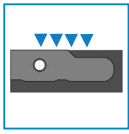

C / L32 / M

3.00	25.40	25.40	110.00	17.50	40.00	-	-	450245
4.00	25.40	25.40	110.00	21.00	40.00	-	-	450246
6.00	25.40	25.40	110.00	23.00	52.00	-	-	450247

HTH BACK TYPE

Hochpräzisions-Werkzeughalter mit hydraulischem Spannsystem
High-precision toolholder with hydraulic clamping

CITIZEN



D	D1	D2	L1	L2	L4	L5	L6	Art. N°
---	----	----	----	----	----	----	----	---------

HTH19.05-40/63

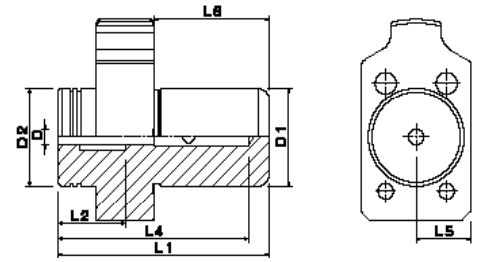
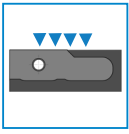

C / L20 / M16

3.00	19.05	20.00	63.00	17.50	53.00	13.50	40.00	450248
4.00	19.05	22.00	63.00	21.00	53.00	14.00	40.00	450249
6.00	19.05	24.00	63.00	23.00	53.00	15.00	40.00	450250

HTH BACK TYPE

Hochpräzisions-Werkzeughalter mit hydraulischem Spannsystem
High-precision toolholder with hydraulic clamping

CITIZEN



D	D1	D2	L1	L2	L4	L5	L6	Art. N°
---	----	----	----	----	----	----	----	---------

HTH25-30/55

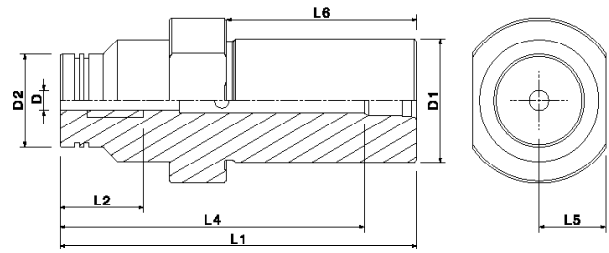
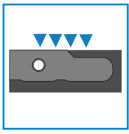

C / L / M20 / M32

4.00	25.00	25.00	55.00	21.00	45.00	14.20	30.00	450251
6.00	25.00	25.00	55.00	23.00	45.00	14.20	30.00	450252

HTH BACK TYPE

Hochpräzisions-Werkzeughalter mit hydraulischem Spannsystem
High-precision toolholder with hydraulic clamping

CITIZEN



D	D1	D2	L1	L2	L4	L5	L6	Art. N°
---	----	----	----	----	----	----	----	---------

HTH25.4-40/75

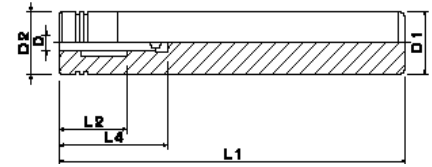
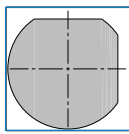
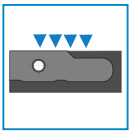

C / L / M32

4.00	25.40	19.00	75.00	21.00	46.00	14.00	40.00	450253
6.00	25.40	20.00	75.00	23.00	51.00	15.00	40.00	450254

HTH FRONT TYPE

Hochpräzisions-Werkzeughalter mit hydraulischem Spannsystem
High-precision toolholder with hydraulic clamping

STAR



D	D1	D2	L1	L2	L4	L5	L6	Art. N°
---	----	----	----	----	----	----	----	---------

HTH16-90

SR-10J

3.00	16.00	16.00	90.00	17.50	40.00	-	-	450255
4.00	16.00	16.00	90.00	21.00	40.00	-	-	450256
6.00	16.00	16.00	90.00	23.00	37.00	-	-	450257

HTH22-110

12 / 20

3.00	22.00	22.00	110.00	17.50	40.00	-	-	450258
4.00	22.00	22.00	110.00	21.00	40.00	-	-	450259
6.00	22.00	22.00	110.00	23.00	52.00	-	-	450260

HTH32-110

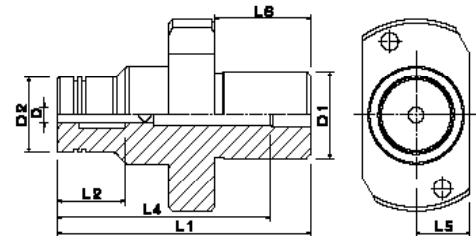
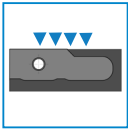

32

3.00	32.00	32.00	110.00	17.50	40.00	-	-	450261
4.00	32.00	32.00	110.00	21.00	40.00	-	-	450262
6.00	32.00	32.00	110.00	23.00	52.00	-	-	450263

HTH BACK TYPE

Hochpräzisions-Werkzeughalter mit hydraulischem Spannsystem
High-precision toolholder with hydraulic clamping

STAR



D	D1	D2	L1	L2	L4	L5	L6	Art. N°
---	----	----	----	----	----	----	----	---------

HTH22-25/66A

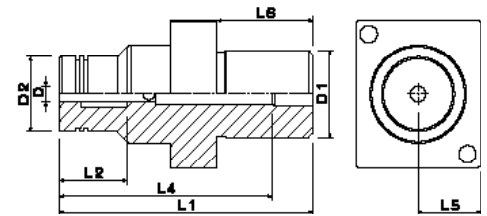
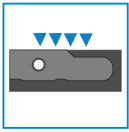

12 / 20

4.00	22.00	19.00	66.00	21.00	56.00	14.00	25.00	450264
6.00	22.00	20.00	66.00	23.00	47.00	14.00	25.00	450265

HTH BACK TYPE

Hochpräzisions-Werkzeughalter mit hydraulischem Spannsystem
High-precision toolholder with hydraulic clamping

STAR



D	D1	D2	L1	L2	L4	L5	L6	Art. N°
---	----	----	----	----	----	----	----	---------

HTH22-25/66B

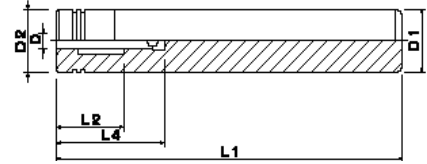
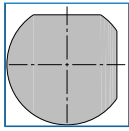
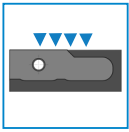

SW20 / SR20IV

4.00	22.00	19.00	66.00	21.00	56.00	16.25	25.00	450266
6.00	22.00	20.00	66.00	23.00	47.00	16.25	25.00	450267

HTH FRONT TYPE

Hochpräzisions-Werkzeughalter mit hydraulischem Spannsystem
High-precision toolholder with hydraulic clamping

TSUGAMI



D	D1	D2	L1	L2	L4	L5	L6	Art. N°
---	----	----	----	----	----	----	----	---------

HTH16-50

P01 / P03

3.00	16.00	16.00	50.00	17.50	28.00	-	-	450268
4.00	16.00	16.00	50.00	21.00	28.00	-	-	450269

HTH20-110

BO12 / 20 / S20

3.00	20.00	20.00	110.00	17.50	40.00	-	-	450270
4.00	20.00	20.00	110.00	21.00	40.00	-	-	450271
6.00	20.00	20.00	110.00	23.00	52.00	-	-	450272

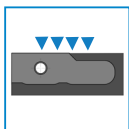
HTH25-110

32

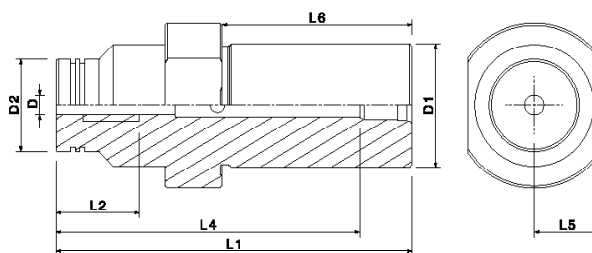

3.00	25.00	25.00	110.00	17.50	40.00	-	-	450273
4.00	25.00	25.00	110.00	21.00	40.00	-	-	450274
6.00	25.00	25.00	110.00	23.00	52.00	-	-	450275

HTH BACK TYPE

Hochpräzisions-Werkzeughalter mit hydraulischem Spannsystem
 High-precision toolholder with hydraulic clamping



TSUGAMI



D	D1	D2	L1	L2	L4	L5	L6	Art. N°
---	----	----	----	----	----	----	----	---------

HTH20-40/75

BO12 / 20 / S20

4.00	20.00	19.00	75.00	21.00	46.00	14.00	40.00	450276
6.00	20.00	20.00	75.00	23.00	51.00	15.00	40.00	450277

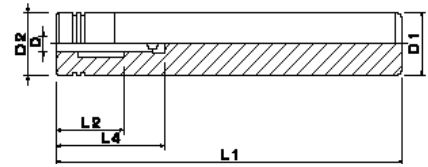
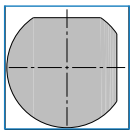
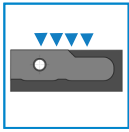

HTH25-60/95

32

4.00	25.00	19.00	95.00	21.00	46.00	14.00	60.00	450278
6.00	25.00	20.00	95.00	23.00	51.00	15.00	60.00	450279

HTH FRONT TYPE

Hochpräzisions-Werkzeughalter mit hydraulischem Spannsystem
High-precision toolholder with hydraulic clamping

TORNOS

D	D1	D2	L1	L2	L4	L5	L6	Art. N°
---	----	----	----	----	----	----	----	---------

HTH16-50

Micro 7 / Micro 8

3.00	16.00	16.00	50.00	17.50	28.00	-	-	450268
4.00	16.00	16.00	50.00	21.00	28.00	-	-	450269

HTH16-90

Swiss Nano

3.00	16.00	16.00	90.00	17.50	40.00	-	-	450255
4.00	16.00	16.00	90.00	21.00	40.00	-	-	450256
6.00	16.00	16.00	90.00	23.00	37.00	-	-	450257

HTH20-110

Gamma 20

3.00	20.00	20.00	110.00	17.50	40.00	-	-	450270
4.00	20.00	20.00	110.00	21.00	40.00	-	-	450271
6.00	20.00	20.00	110.00	23.00	52.00	-	-	450272

HTH22-110

Delta 20 / Gamma 20

3.00	22.00	22.00	110.00	17.50	40.00	-	-	450258
4.00	22.00	22.00	110.00	21.00	40.00	-	-	450259
6.00	22.00	22.00	110.00	23.00	52.00	-	-	450260

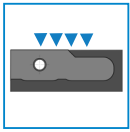
HTH25-110

Deco 7 / Deco 10 / Deco 13 / Deco 20

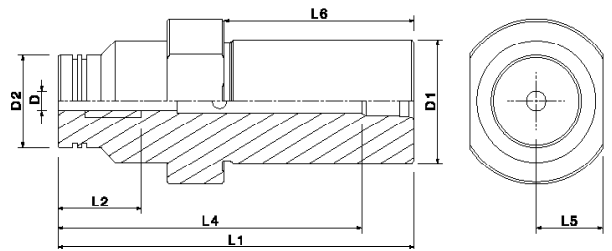

3.00	25.00	25.00	110.00	17.50	40.00	-	-	450273
4.00	25.00	25.00	110.00	21.00	40.00	-	-	450274
6.00	25.00	25.00	110.00	23.00	52.00	-	-	450275

HTH BACK TYPE

Hochpräzisions-Werkzeughalter mit hydraulischem Spannsystem
High-precision toolholder with hydraulic clamping



TORNOS



D	D1	D2	L1	L2	L4	L5	L6	Art. N°
---	----	----	----	----	----	----	----	---------

HTH20-40/75

GT13 / GT16 / Gamma 20

4.00	20.00	19.00	75.00	21.00	46.00	14.00	40.00	450276
6.00	20.00	20.00	75.00	23.00	51.00	15.00	40.00	450277

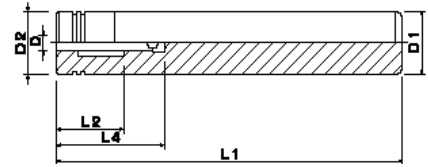
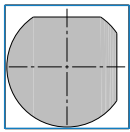
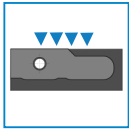

HTH25-60/95

Deco 7 / Deco 10 / Deco 13 / Deco 20

4.00	25.00	19.00	95.00	21.00	46.00	14.00	60.00	450278
6.00	25.00	20.00	95.00	23.00	51.00	15.00	60.00	450279

HTH FRONT TYPE

Hochpräzisions-Werkzeughalter mit hydraulischem Spannsystem
High-precision toolholder with hydraulic clamping

HANWHA

D	D1	D2	L1	L2	L4	L5	L6	Art .N°
---	----	----	----	----	----	----	----	---------

HTH20-110**SL12H**

3.00	20.00	20.00	110.00	17.50	40.00	-	-	450270
4.00	20.00	20.00	110.00	21.00	40.00	-	-	450271
6.00	20.00	20.00	110.00	23.00	52.00	-	-	450272

HTH25-110**20**

3.00	25.00	25.00	110.00	17.50	40.00	-	-	450273
4.00	25.00	25.00	110.00	21.00	40.00	-	-	450274
6.00	25.00	25.00	110.00	23.00	52.00	-	-	450275

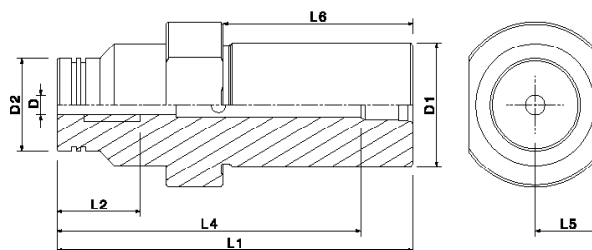
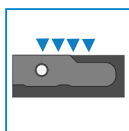

HTH32-110**32**

3.00	32.00	32.00	110.00	17.50	40.00	-	-	450261
4.00	32.00	32.00	110.00	21.00	40.00	-	-	450262
6.00	32.00	32.00	110.00	23.00	52.00	-	-	450263

HTH BACK TYPE

Hochpräzisions-Werkzeughalter mit hydraulischem Spannsystem
High-precision toolholder with hydraulic clamping

HANWHA



D	D1	D2	L1	L2	L4	L5	L6	Art. N°
---	----	----	----	----	----	----	----	---------

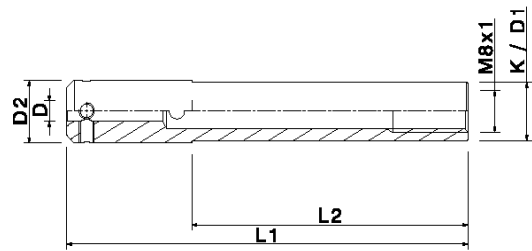
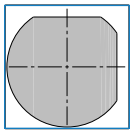
HTH25-60/95

12 / 20 / 32

4.00	25.00	19.00	95.00	21.00	46.00	14.00	60.00	450278
6.00	25.00	20.00	95.00	23.00	51.00	15.00	60.00	450279

MTH

Hochpräzisions-Werkzeughalter mit mechanischem Spannsystem
High-precision toolholder with mechanic clamping



D	D1	D2	L1	L2	L4	L5	L6	K	Art. N°
---	----	----	----	----	----	----	----	---	---------

MTH10

4.00	10.00	10.00	80.00	55.00	-	-	-	8.80	450309
------	-------	-------	-------	-------	---	---	---	------	--------

MTH12

4.00	12.00	12.00	80.00	55.00	-	-	-	11.20	450310
6.00	12.00	12.00	80.00	55.00	-	-	-	11.20	450311

MTH13

4.00	13.00	12.00	80.00	55.00	-	-	-	11.20	450312
6.00	13.00	12.00	80.00	55.00	-	-	-	11.20	450313

MTH16

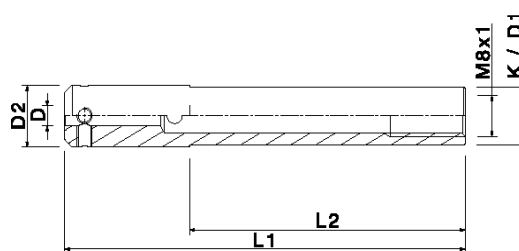
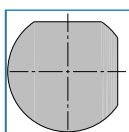
4.00	16.00	12.00	80.00	55.00	-	-	-	14.00	450314
6.00	16.00	12.00	80.00	55.00	-	-	-	14.00	450315

MTH19.05

4.00	19.05	12.00	100.00	70.00	-	-	-	17.00	450316
6.00	19.05	12.00	100.00	70.00	-	-	-	17.00	450317

MTH

Hochpräzisions-Werkzeughalter mit mechanischem Spannsystem
High-precision toolholder with mechanic clamping



D	D1	D2	L1	L2	L4	L5	L6	K	Art. N°
---	----	----	----	----	----	----	----	---	---------

MTH20

4.00	20.00	12.00	100.00	70.00	-	-	-	18.00	450318
6.00	20.00	12.00	100.00	70.00	-	-	-	18.00	450319

MTH22

4.00	22.00	12.00	100.00	70.00	-	-	-	20.00	450320
6.00	22.00	12.00	100.00	70.00	-	-	-	20.00	450321

MTH25


4.00	25.00	12.00	100.00	80.00	-	-	-	23.00	450322
6.00	25.00	12.00	100.00	80.00	-	-	-	23.00	450323

MTH25.4

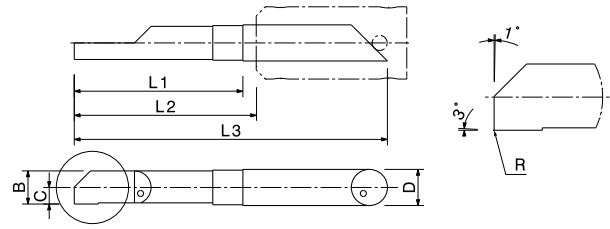
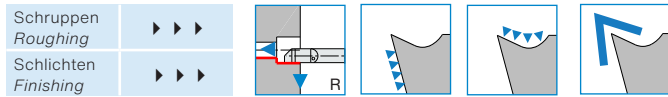
4.00	25.40	12.00	100.00	80.00	-	-	-	23.40	450324
6.00	25.40	12.00	100.00	80.00	-	-	-	23.40	450325

BOT

Ausdrehstähle mit Innenkühlung
Internal boring bars with integrated coolant



P1	P2	P3	P4	P5	M1	M2	M3		N1	N2
N3	N4	N5	N6	N7	N8	S1	S2	S3		



D	Ø min.	L1	L2		B	C	R	L3	Unbeschichtet Uncoated Art. N°
			HTH	MTH					

BOT R

4.00	0.20	0.60	11.00	17.20	0.17	0.10	0.02	39.00	450333
4.00	0.20	1.00	11.00	17.20	0.17	0.10	0.02	39.00	450334
4.00	0.30	0.90	11.00	17.20	0.26	0.16	0.02	39.00	450335
4.00	0.30	1.20	11.00	17.20	0.26	0.16	0.02	39.00	450336
4.00	0.50	1.50	11.00	17.20	0.45	0.26	0.02	39.00	450337
4.00	0.50	2.00	11.00	17.20	0.45	0.26	0.02	39.00	450338
4.00	0.80	2.50	11.00	17.20	0.75	0.41	0.05	39.00	450339
4.00	0.80	4.00	11.00	17.20	0.75	0.41	0.05	39.00	450340
4.00	1.00	3.00	11.00	17.20	0.90	0.51	0.02	39.00	450341
4.00	1.00	5.00	11.00	17.20	0.90	0.51	0.02	39.00	450342
4.00	1.50	4.50	11.00	17.20	1.40	0.76	0.02	39.00	450343
4.00	1.50	7.50	11.00	17.20	1.40	0.76	0.02	39.00	450344
4.00	2.00	6.00	11.00	17.20	1.90	1.01	0.02	39.00	450345
4.00	2.00	10.00	16.00	22.20	1.90	1.01	0.02	44.00	450346
4.00	2.50	7.50	11.00	17.20	2.30	1.26	0.05	39.00	450347
4.00	2.50	12.00	16.00	22.20	2.30	1.26	0.05	44.00	450348
4.00	3.00	9.00	16.00	22.20	2.70	1.51	0.05	44.00	450349
4.00	3.00	15.00	21.00	27.20	2.70	1.51	0.05	49.00	450350
4.00	3.50	10.00	16.00	22.20	3.20	1.76	0.05	44.00	450351
4.00	3.50	18.00	21.00	27.20	3.20	1.76	0.05	49.00	450352
4.00	4.00	12.00	21.00	27.20	3.80	2.01	0.05	49.00	450353
4.00	4.00	20.00	31.00	37.20	3.80	2.01	0.05	59.00	450354
6.00	4.00	12.00	21.00	27.20	3.80	2.01	0.05	49.00	450355
6.00	4.00	20.00	31.00	37.20	3.80	2.01	0.05	59.00	450356
6.00	4.50	13.00	21.00	27.20	4.28	2.26	0.05	49.00	450357
6.00	4.50	22.00	31.00	37.20	4.28	2.26	0.05	59.00	450358
6.00	5.00	15.00	21.00	27.20	4.75	2.51	0.05	49.00	450359
6.00	5.00	25.00	31.00	37.20	4.75	2.51	0.05	59.00	450360
6.00	6.00	18.00	21.00	27.20	5.50	3.01	0.10	49.00	450361
6.00	6.00	28.00	31.00	37.20	5.50	3.01	0.10	59.00	450362

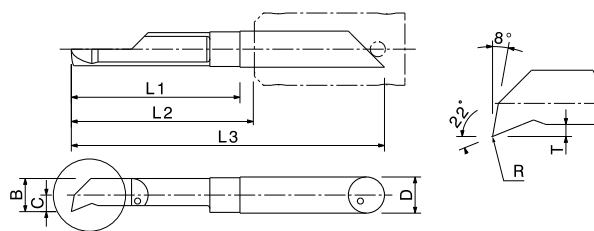

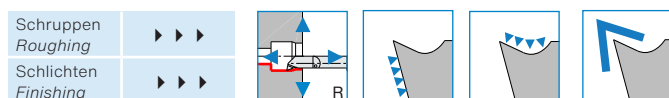
Andere Ausführungen auf Anfrage
Other executions on request

BCT

Ausdreh- und Kopierstäbe mit Innenkühlung
Internal and copying boring bars with integrated coolant



P1	P2	P3	P4	P5	M1	M2	M3		N1	N2
N3	N4	N5	N6	N7	N8	S1	S2	S3		



D	Ø min.	L1	L2		T	B	C	R	L3	Unbeschichtet Uncoated Art. N°
			HTH	MTH						


BCT R

4.00	0.50	1.50	11.00	17.20	0.05	0.45	0.26	0.02	39.00	450363
4.00	0.50	2.00	11.00	17.20	0.05	0.45	0.26	0.02	39.00	450364
4.00	0.80	2.00	11.00	17.20	0.10	0.70	0.41	0.05	39.00	450365
4.00	0.80	3.50	11.00	17.20	0.10	0.70	0.41	0.05	39.00	450366
4.00	1.00	3.00	11.00	17.20	0.15	0.90	0.70	0.05	39.00	450367
4.00	1.00	5.00	11.00	17.20	0.15	0.90	0.70	0.05	39.00	450368
4.00	1.50	4.50	11.00	17.20	0.23	1.35	0.75	0.05	39.00	450369
4.00	1.50	7.00	11.00	17.20	0.23	1.35	0.75	0.05	39.00	450370
4.00	2.00	6.00	11.00	17.20	0.30	1.80	1.15	0.05	39.00	450371
4.00	2.00	10.00	16.00	22.20	0.30	1.80	1.15	0.05	44.00	450372
4.00	2.50	7.00	11.00	17.20	0.38	2.25	1.30	0.10	39.00	450373
4.00	2.50	12.00	16.00	22.20	0.38	2.25	1.30	0.10	44.00	450374
4.00	3.00	9.00	16.00	22.20	0.45	2.70	1.35	0.10	44.00	450375
4.00	3.00	15.00	21.00	27.20	0.45	2.70	1.35	0.10	49.00	450376
4.00	3.50	10.00	16.00	22.20	0.53	3.15	1.60	0.10	44.00	450377
4.00	3.50	18.00	21.00	27.20	0.53	3.15	1.60	0.10	49.00	450378
4.00	4.00	12.00	21.00	27.20	0.60	3.80	2.20	0.10	49.00	450379
4.00	4.00	20.00	31.00	37.20	0.60	3.80	2.20	0.10	59.00	450380
6.00	4.00	12.00	21.00	27.20	0.60	3.80	2.20	0.10	49.00	450381
6.00	4.00	20.00	31.00	37.20	0.60	3.80	2.20	0.10	59.00	450382
6.00	4.50	13.00	21.00	27.20	0.68	4.28	2.30	0.15	49.00	450383
6.00	4.50	22.00	31.00	37.20	0.68	4.28	2.30	0.15	59.00	450384
6.00	5.00	15.00	21.00	27.20	0.75	4.75	2.40	0.15	49.00	450385
6.00	5.00	25.00	31.00	37.20	0.75	4.75	2.40	0.15	59.00	450386
6.00	5.50	16.00	21.00	27.20	0.83	5.15	2.60	0.15	49.00	450387
6.00	5.50	28.00	31.00	37.20	0.83	5.15	2.60	0.15	59.00	450388

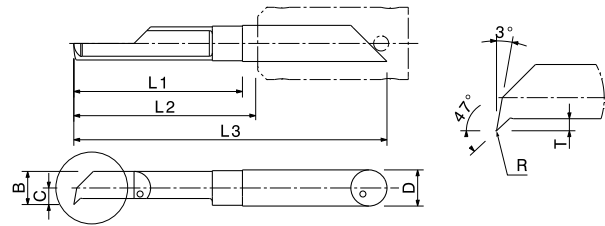
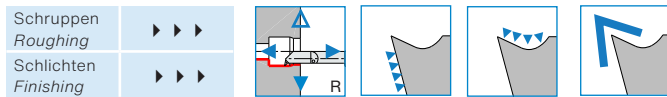
Andere Ausführungen auf Anfrage
Other executions on request

COT

Kopierstähe mit Innenkühlung
Copying bars with integrated coolant



P1	P2	P3	P4	P5	M1	M2	M3		N1	N2
N3	N4	N5	N6	N7	N8	S1	S2	S3		



D	Ø min.	L1	L2		T	B	C	R	L3	Unbeschichtet Uncoated Art. N°
			HTH	MTH						

COT R

4.00	1.00	3.00	11.00	17.20	0.15	0.90	0.70	0.02	39.00	450389
4.00	1.00	5.00	16.00	22.20	0.15	0.90	0.70	0.02	44.00	450390
4.00	2.00	6.00	11.00	17.20	0.35	1.80	1.15	0.05	39.00	450391
4.00	2.00	10.00	16.00	22.20	0.35	1.80	1.15	0.05	44.00	450392
4.00	2.50	7.00	11.00	17.20	0.50	2.25	1.35	0.05	39.00	450393
4.00	2.50	12.00	16.00	22.20	0.50	2.25	1.35	0.05	44.00	450394
4.00	3.00	9.00	16.00	22.20	0.60	2.70	1.45	0.10	44.00	450395
4.00	3.00	15.00	21.00	27.20	0.60	2.70	1.45	0.10	49.00	450396
4.00	3.50	10.00	16.00	22.20	0.70	3.15	1.60	0.10	44.00	450397
4.00	3.50	17.00	21.00	27.20	0.70	3.15	1.60	0.10	49.00	450398
4.00	4.00	12.00	21.00	27.20	0.80	3.80	2.30	0.10	49.00	450399
4.00	4.00	20.00	31.00	37.20	0.80	3.80	2.30	0.10	59.00	450400
6.00	4.00	12.00	21.00	27.20	0.80	3.80	2.30	0.10	49.00	450401
6.00	4.00	20.00	31.00	37.20	0.80	3.80	2.30	0.10	59.00	450402
6.00	4.50	13.00	21.00	27.20	0.90	4.28	2.40	0.15	49.00	450403
6.00	4.50	22.00	31.00	37.20	0.90	4.28	2.40	0.15	59.00	450404
6.00	5.00	15.00	21.00	27.20	1.00	4.75	2.50	0.15	49.00	450405
6.00	5.00	25.00	31.00	37.20	1.00	4.75	2.50	0.15	59.00	450406
6.00	5.50	17.00	21.00	27.20	1.10	5.15	2.60	0.15	49.00	450407
6.00	5.50	28.00	31.00	37.20	1.10	5.15	2.60	0.15	59.00	450408

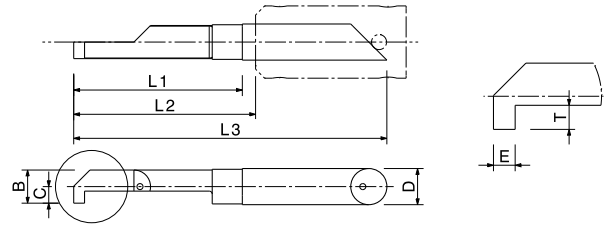

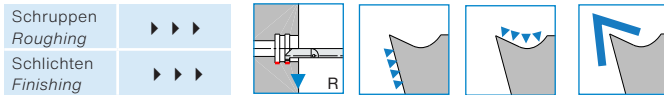
Andere Ausführungen auf Anfrage
Other executions on request

GRT

Einstechstähle mit Innenkühlung
Grooving bars with integrated coolant



P1	P2	P3	P4	P5	M1	M2	M3		N1	N2
N3	N4	N5	N6	N7	N8	S1	S2	S3		



D	Ø min.	L1	L2		E	T	B	C	L3	Unbeschichtet Uncoated Art. N°
			HTH	MTH						


GRT R

4.00	3.00	9.00	16.00	22.20	0.50	0.60	2.75	1.45	44.00	450409
4.00	3.00	15.00	21.00	27.20	0.50	0.60	2.75	1.45	49.00	450410
4.00	3.50	10.00	16.00	22.20	0.75	0.70	3.20	1.65	44.00	450411
4.00	3.50	18.00	21.00	27.20	0.75	0.70	3.20	1.65	49.00	450412
4.00	4.00	12.00	21.00	27.20	1.00	0.80	3.80	2.20	49.00	450413
4.00	4.00	20.00	31.00	37.20	1.00	0.80	3.80	2.20	59.00	450414
6.00	4.50	14.00	21.00	27.20	1.00	1.20	4.30	2.40	49.00	450415
6.00	4.50	23.00	31.00	37.20	1.00	1.20	4.30	2.40	59.00	450416
6.00	5.00	15.00	21.00	27.20	1.20	1.50	4.80	2.50	49.00	450417
6.00	5.00	25.00	31.00	37.20	1.20	1.50	4.80	2.50	59.00	450418
6.00	5.50	17.00	21.00	27.20	1.50	1.60	5.20	2.60	49.00	450419
6.00	5.50	28.00	31.00	37.20	1.50	1.60	5.20	2.60	59.00	450420
6.00	6.00	17.00	21.00	27.20	1.80	2.00	5.80	3.20	49.00	450421
6.00	6.00	28.00	31.00	37.20	1.80	2.00	5.80	3.20	59.00	450422

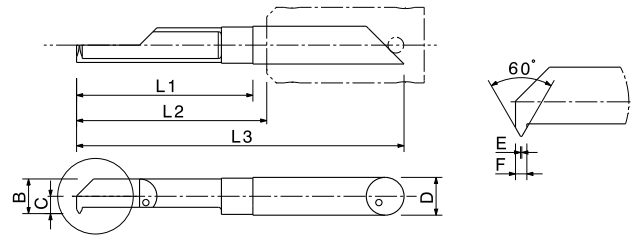
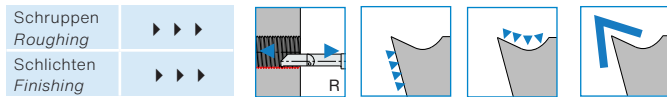
Andere Ausführungen auf Anfrage
Other executions on request

THT

Gewindedrehstähle mit Innenkühlung
Threading bars with integrated coolant



P1	P2	P3	P4	P5	M1	M2	M3		N1	N2
N3	N4	N5	N6	N7	N8	S1	S2	S3		



D	Ø min.	L1	L2		Steigung Pitch P	E	F	B	C	L3	Unbeschichtet Uncoated Art. N°
			HTH	MTH							

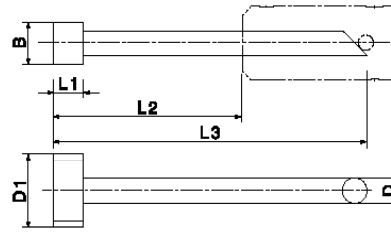

THT R

4.00	1.20	3.50	11.00	17.20	0.20-0.35	0.02	0.30	1.10	0.80	39.00	450423
4.00	1.60	4.00	11.00	17.20	0.25-0.40	0.03	0.35	1.40	0.80	39.00	450424
4.00	2.50	6.00	11.00	17.20	0.35-0.50	0.04	0.44	2.25	1.35	39.00	450425
4.00	2.50	9.00	16.00	22.20	0.35-0.50	0.04	0.44	2.25	1.35	44.00	450426
4.00	3.20	8.00	16.00	22.20	0.50-0.70	0.05	0.62	2.85	1.50	44.00	450427
4.00	3.20	12.00	16.00	22.20	0.50-0.70	0.05	0.62	2.85	1.50	44.00	450428
4.00	4.00	8.00	16.00	22.20	0.50-0.70	0.05	0.62	3.70	2.10	44.00	450429
4.00	4.00	12.00	16.00	22.20	0.50-0.70	0.05	0.62	3.70	2.10	44.00	450430
6.00	4.20	10.00	21.00	27.20	0.50-0.80	0.06	0.70	3.90	2.40	49.00	450431
6.00	4.20	15.00	21.00	27.20	0.50-0.80	0.06	0.70	3.90	2.40	49.00	450432
6.00	5.00	12.00	21.00	27.20	0.75-1.00	0.09	0.89	4.50	2.20	49.00	450433
6.00	5.00	18.00	21.00	27.20	0.75-1.00	0.09	0.89	4.50	2.20	49.00	450434

Andere Ausführungen auf Anfrage
Other executions on request

ADG

Ausrichtplatten
Adjusting tools



D	D1	B	L1	L2		L3	Unbeschichtet Uncoated Art. N°
				HTH	MTH		

ADG

4.00	20.00	10.00	5.00	16.00	22.20	44.00	450435
6.00	20.00	10.00	5.00	16.00	22.20	44.00	453866


BURINS INTERIEURS

Ersatzteile und Zubehör
Spare parts and accessoires

Bezeichnung Designation		
------------------------------------	---	---

HTH

HTH16-*	DYK3	450330	SPK8	450326
HTH19.05-40/63	DYK4	450331	SPK12	450327
HTH19.05-110	DYK3	450330	SPK12	450327
HTH20-40/75	DYK4	450331	SPK12	450327
HTH20-110	DYK3	450330	SPK12	450327
HTH22-*	DYK4	450331	SPK14	450328
HTH25-*	DYK4	450331	SPK16	450329
HTH25.4-*	DYK4	450331	SPK16	450329
HTH32-110	DYK4	450331	SPK16	450329

Bezeichnung Designation	
------------------------------------	---

MTH


MTH*	M3.0x3.0	450332
------	----------	---------------

DIAMETAL

DIA DIAMOND

Hochpräzise Diamantwerkzeuge für
perfekte Oberflächen

*High precision Diamond tool for
perfect surface quality*



Swiss Cutting Tool

DIA DIAMOND

DIAMOND IN THE WORLD OF PRECISION CUTTING TOOLS

Due to its extensive experience and strong partnership with the Canadian company K&Y Diamond, Diametal offers another dimension to precision tools.

- ▶ Advanced production procedure, ensuring exceptional and unique cutting edge sharpness.
- ▶ In-house production of diamond tools and perfect control of the crystal structure according to the customer's specific application.
- ▶ Control of all manufacturing processes, guaranteeing repeatability throughout the tool's life.
- ▶ Ultra-modern measuring equipment ensures unequalled quality.
- ▶ Customized expertise through the Diametal - KY partnership

In collaborazione con



DIAMOND

**DIAMOND TOOLS
FOR HIGH-END MANUFACTURING**

www.kydiamond.ca

Ultra precision Diamond Tools Manufacturer

DIA DIAMOND

DIAMANT IN DER WELT DER PRÄZISIONSSCHNEIDWERKZEUGE

Mit umfassender Erfahrung und einer starken Partnerschaft mit dem kanadischen Unternehmen K&Y Diamond, bietet Diametal eine andere Dimension von Diamant- Präzisionswerkzeuge.

- ▶ Fortschrittliche Produktionsprozesse gewährleisten eine aussergewöhnliche und einzigartige Schnittkante.
- ▶ Die eigene Diamantherstellung und eine perfekte Beherrschung der Kristallstruktur je nach spezifischer Anwendung des Kunden.
- ▶ Die Beherrschung des ganzen Fabrikationsprozesses, garantiert eine hohe Wiederholgenauigkeit der Lebenszeit des Werkzeuges.
- ▶ Mittels ultramodernster Messgeräte gewährleisten wir eine unvergleichliche Qualität.
- ▶ Eine zugeschnittene Kundenexpertise dank der Partnerschaft von Diametal und K&Y

En partenariat avec



DIAMOND

DIAMOND TOOLS
FOR HIGH-END MANUFACTURING

www.kydiamond.ca

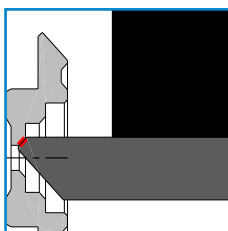
Ultra precision Diamond Tools Manufacturer

Porte-Chaton diamantieren

Anti-Schock-System
Messing Bleifrei

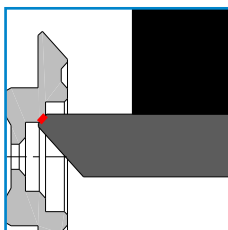
Diamond cones for chaton

*Shock-absorbing
Lead-free brass*



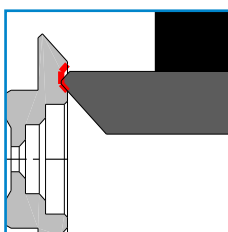
Die Beweglichkeit des Chaton im Porte-Chaton ist notwendig damit das Anti-Schock-System funktioniert.

The mobility of the chaton in the holder is essential for the correct functioning of the shock absorber.



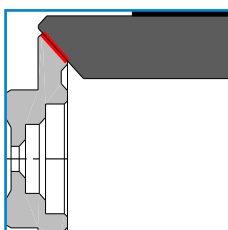
Ein niedriger Reibungskoeffizient ist erforderlich, damit es nicht zu einer Verklebung führt. Durch die Oberflächenqualität des Diamanten wird dies gewährleistet.

A low friction coefficient is therefore crucial to ensure that no cracks occur during repositioning after an impact. Therefore, the surface must be coated with diamond.



Es dient nicht einzig und allein der Oberflächenqualität. Sondern auch an den Abmessungen des Diamanten, damit es möglich ist auch kleine Bohrungen (0.40) zu bearbeiten.

The complexity lies not only in the surface state requirements, but also in the small hole size (0.40) in which the tool must be able to work.



Die Vielseitigkeit des Werkzeuges, kann auch für bestimmte Bereiche zum ästhetischen Zweck dienen.

The versatility of the tool allows finishing certain areas for aesthetic reasons.

CONTACT

BLEIBEN WIR IN KONTAKT / LET'S KEEP IN TOUCH

Teilen Sie uns Ihre Bedürfnisse mit, und wir stellen Ihnen unser Fachwissen zur Verfügung, damit Sie Ihre Produktivität verbessern können.

Wir freuen uns, unser Fachwissen mit Ihnen zu teilen!

Sie können uns telefonisch oder über unsere Website kontaktieren: www.diametal.com

Let us know your needs, and we will provide our expertise so you can improve your productivity.

We are happy to share our expertise!

You can contact us by phone or via our website: www.diametal.com



DIAMETAL®

Group 

Solothurnstrasse 136
CH 2504 Biel/Bienne

Tel +41 32 344 33 33
sales@diametal.com

DIAMETAL®

Switzerland 

Solothurnstrasse 136
CH 2504 Biel/Bienne

Tel +41 32 344 33 33
sales@diametal.com

DIAMETAL®

France 

Route de Wolschwiller
FR 68480 Oltingue

Tel +33 3 89 07 58 00
Fax +33 3 89 40 70 41
sales-fr@diametal.com

DIAMETAL®

Italy 

Via G. Rossini 10
IT 21052 Busto Arsizio (VA)

Tel +39 0331 62 94 78
Fax +39 0331 62 97 20
sales-it@diametal.com

DIAMETAL®

China 

Precision Tooling (Nanjing) Ltd.
No. 70, Phoenix Road
Room 210, Building 43
Jiangning Development Zone
CN 211106 Nanjing

Tel +86 25 5210 6910
Fax +86 25 5210 6912
sales-cn@diametal.com



www.diametal.com